THE OLD SAW

Color Issue

Volume 11, No. 1
September 1999

The Guild of NH Woodworkers - Founded 1990
178 Derry Road, Chester, NH, 03036

Key Stories Inside this issue:

Inlays with Garrett	2
Calendar of Meetings	3
1998/99 Guild Officers	3
Queen Anne Chairs	4
Timber Framing	5
Musical Inst. Seminar	5
Scholarships	6
BIG & GSW News	7
Guild Web Site	7
Wandering the Web	7
Member Spotlight	8
1999 Living w/Crafts	8-9
Classified Ads	9
Guild Chronicles Index	10
Dues Bill Form	11

The President's Message

On Accuracy

Here's a topic I've always felt worthy of a few sentences. Basically for me, accuracy in woodworking involves being able to put a sharp point on a pencil, draw a straight line, and having a full and complete understanding of what square means and what square is.

The concept of square shouldn't be taken lightly, if you are doing fine work . Its really worth while to get good tools such as those made by Starrett, Bridge City and Lee Valley (Veritas) for example. When checking cuts for squareness, hold the work up to a bright light and see if any light comes through between the blade of the square and your cut . If its dark, then you are square.

Keep checking machine setups and the resulting cuts, because being a little off can translate into being a lot off quite easily.

All the accurate squares, English rulers with hairline calibrations, or talk of thousandths of an inch. don't mean a thing if you can't put a sharp point on a pencil.

I've gone to mechanical drafting pencils with 3H lead for most of my layout work, although, sometimes, I use a mat knife for marking. Now all I need is a fresh pair of glasses (the kind that are not loaded with scratches) and good lighting.

Sharp cutting tools of course are essential for accurate work, and I can still hear **Bill Thomas**, at an early Guild meeting, stressing the importance of having a "Flat Back" on the blade of a chisel or plane... shiny does not mean sharp.

Now on to other things.

I want to thank **Dave Emerson** for all his work as the primary organizer of *Wood Days at Canterbury Shaker Village* and *Wood Week at the League of NH Craftsmen's Fair* this summer. In addition, my thanks to all those who helped as demonstrators and on other tasks at both events.

The Clear Pine Cupboard we built at Canterbury and at my shop in Warner raised a significant money for the guild scholarship fund raffle. Congratulations to **Doris Boeddinghaus** of Hampton NH who won the cupboard.

The Steering committee met in August to chart the Guild's future activities after the meeting on Inlay at **Garrett Hack's** shop October 2nd and the Musical Instrument meeting in November. It was unanimously decided to start the new century off with a multi- presenter meeting on the design process as a sequel to our design symposium of a few years ago. The date is set for Feb, 19, 2000!

The Granite State Woodturners Turning Symposium in May fills the spring meeting slot and a meeting on Making and Using Moldings with Loran Smith is tentatively set for the following September.

Additionally, elections are coming up at the October meeting at Garrett Hack's shop for Guild Officers and the appointed jobs. See the proposed slate below:

Guild 1999/20000 Election

Proposed Slate of Officers

President	*Loran Smith*
Vice Pres.	*Geoff Ames*
Secretary	*Bill Hart*
Treasurer	*Steve Belair*
Programs	*George Andersen*
Appointed Jobs	
Editor	*Roy Noyes*
Ass't Editor	*Eric Feldborg*
Juried Exhibit	*Grant Taylor*
Publicity	*Steve Bussell*
Scholarships	*Peter Bloch*
BIG	*John Gunterman*
Books	*Peter Breu*
GSW	*Dick Batchelder*
Shirts	*Steve Belair*
Videos	*Peter Bloch*
Web Master	*John Gunterman*
Wood Days	*Dave Emerson*
Wood Week	*???*
Steering Com	*Ted Blachly*
Steering Com	*Jack Grube*
Steering Com	*Bob Martel*
Steering Com	*Jon Siegel*

Additional nominations may be made from the floor.

What can you offer to the Guild? If you have benefited from the Guild as I have, give back some of your time and input to keep it running.

Thanks in advance.

Ted

Editor's Note:

The entire membership thanks Ted for taking the time from his busy schedule to carry out the many duties of the President..

Enjoy your extra spare time in the next year by spending it in the shop making money!

Web Sites of Interest

- *American Woodturners* *www.rtpnet.org/~twnc/awchapt.html*
- Aspen Grove www.aspencolor.com/process.htm
- *Black Mountain Wood Co.* *www.blackmtn-north.com*
- *Bridge City Tools* *www.bridgecitytools.com*
- *Certainly Wood* *www.certainlywood.com*
- *Fine Woodworking Magazine* *www.finewoodworking.com*
- *Furniture Masters* *www.furnituremasters.org*
- *Garrett Wade Company* *www.garrettwade.com*
- *GNHW* *www.gnhw.org*
- *Humboldt Woodworking Society* *www.woodguild.com*
- *Inlay Product World* *www.inlays.com*
- *Lee Valley Tools* *www.leevalley.com*
- *Lie-Nielsen Toolworks* *www.lie-nielsen.com*
- Maine Coast Lumber www.mainecoastlumber.com
- *NHmade* *www.nhmade.com*
- *Taunton Press* *www.taunton.com*
- *The Superior Tool Works* *www.supertool.com*
- *Woodcraft Supply Corp* *www.woodcraft.com*
- *Woodsmith/ShopNotes Magazine* *www.augusthome.com*
- *Woodworker's Journal* *www.woodworkersjournal.com*
- *Dave Wachnicki, Shavemaker* *www.ncworkshops.com*
- *Ellis Walentine/Jim Cummins* *www.woodcentral.com*

Inlays with Garrett Hack and Annual Meeting – October 2, 1999

Jack Grube Program Coordinator Tel: 603-432-4060 E-mail: jackgrube@aol.com

The first fall meeting including, our Annual Meeting and Election of Officers, will be at Garrett Hack's shop in Thetford, TV on Saturday, October 2nd.

Note the change in date.

Garrett has a very busy September schedule, and after discussing his schedule and that of the Guild, we decided that an early October meeting might be best for all parties.

Many of you will remember the very interesting meeting that we held there two years ago. Garrett's topic this year is Inlay.

Garrett writes:

Sometime after my Shaker phase, I discovered inlay. An image that sticks in my memory is a Federal side table illuminated by dim candlelight, the fine white string inlay running up the legs and around the aprons reflected the light and outlined the form in a striking way.

The more I looked at Federal furniture and even styles as far back as Egyptian work three millennia old, the more intrigued I became with what can be done with a few small pieces of contrasting wood set into the surface. The patterns and flourishes attract and delight my eye in a playful and most enjoyable way.

Making inlays was a specialized trade in the 18th century, much like upholstery and carving. Considering how commonly inlay was used in furniture making centers such as Portsmouth, NH and Baltimore, MD, I've discovered that very little has been written about the techniques and tricks of making and using it..

Only through careful inspection of old work and much trial and error have I learned the basic techniques of string inlay and making and inlaying patterns. With these techniques alone, the possibilities are still endless, depending only upon your creativity and patience.

I've had to make some interesting tools along the way, all of which I will demonstrate in cutting some inlays on Saturday, October, 2nd.

Meeting Schedule

- 10 AM - Steering Committee meeting
- 11 AM - General Business meeting and election of officers
- 12 AM - Lunch, be sure to bring your own. There is no local deli.
- 1 PM - Inlay lecture and demonstration

Garrett's Biography

Garret Hack operates a one-man shop in Thetford Center, VT, where he builds contemporary designs based on traditional furniture forms. He was originally trained as an architect. He later studied furniture design and construction with Jere Osgood at Boston University's Program in Artisanry and turned to full time furniture making over two decades ago. He writes regularly for *Fine Woodworking* magazine about craftsmanship and woodworking techniques.

A special interest in woodworking hand tools led to his writing *The Handplane Book* for Taunton Press. This has been followed by a brand new Taunton Press book *Classic Hand Tools*. Garrett hopes to have some signed copies for purchase at the meeting.

Inlayed Federal Style Table
Permanent Collection
Bennington Museum, Bennington VT
Curly Maple, Crotch Cherry
Rosewood Cockbead
Ebony and Holly Inlay
Garrett Hack 1998

Directions to Garrett Hack's Shop

Thetford Center is just north and west of Hanover, NH and Norwich, VT. From central NH

- I-89 to White River Junction and I-91.
- I-91 north to Exit 13, (Hanover, Norwich exit).
- Left at the end of the ramp, 1/2 mi. on Main St. into Norwich.
- Past ***Dan and Wit's General Store*** and straight through town. This becomes Union Village Road and eventually Rt. 132.
- Straight ahead at the Yield sign, (about four miles) and at another fork a mile beyond. Don't fork right!
- Nine miles out, just after the concrete bridge, look for a paved road Tucker Hill Road) coming in on the right. Stay on Rt. 132!
- Jackson Brook Road (dirt) comes in on the right, just past another small dirt road and a group of mail boxes.
- Right on Jackson Brook Road about 1/4 mile to shop (dead end).
- Park along the dirt road at the height of land, where it widens into a large turn-around and walk down to the shop.

Calendar of Upcoming Meetings

For more information call the Coordinator listed below

- **September 11 — BIG**

  Chip Carving with Tim Elliott at Hillside Jr. HS, Manchester, NH.

- **September 18 — GSW**

  Green Wood Turning with Charlie Sheaff at Keene State College.

- **October 2 — Guild**

  Garret Hack on Inlay at his shop in Thetford, NH. And Annual Election of Officers

- **October 9 — GSW**

  Wood Day at Highland Hardwoods Contact Dick Batchelder for info 603-744-5540

- **October 9— BIG**

  Design Critique Meeting. Location to be announced later.

- **November 6 — BIG**

  Making Shaker Boxes with Jack Grube At Pinkerton Academy in Derry, NH.

- **November 13 — Guild Seminar**

  Making Musical Instruments with Dave Nugent (violins), Bill Thomas (flutes), Terry Moore (guitars) and Jim Schust (drums). Jon Siegel, Coordinator. Tel 603-934-2765.

- **February 19, 2000 — Guild**

  Design. We are exploring getting a "big name" presenter for this meeting. Peter Korn, and Thomas Lie-Nielson have been suggested.

  If you have other ideas, contact Jack Grube.

- **May 6, 2000 — GSW**

  Turning Symposium – Pinkerton Academy.

  In February of '97 the Granite State Woodturners and KSC hosted the first and very successful Wood Turning Symposium.

  If you are interested in helping with this symposium contact, Dick Batchelder, Peter Bloch, or Jack Grube

Meeting Schedule Notes:

1. **For all Guild meetings,** unless otherwise specified, the Steering Committee meets from 10:00 – 11:00, the general business meeting is 11:00 – 1:00, lunch (bring your own) is 12:00 – 1:00 and the presentation is 1:00 – 3:00.
2. **BIG, GSW and WEG meetings**, unless otherwise specified, are from 9:00 to 1:00.

   BIG = Beginners and Intermediates Group **CNEW** = Central NE Woodturners

   GSW = Granite State Woodturners Group **WEG** = Woodworking Education Group
3. **For all other meetings** or in case of bad weather or other uncertainty, call the Program Coordinator of the Meeting for details.
4. **Everyone is welcome at these meetings,** call the Program Coordinator of the Meeting for details.

1998/99 Guild Officers At A Glance

Elected officers:		**Telephone**	**E-mail**
• President	Ted Blachly	603-456-2385	t_blachly@conknet.com
• Vice President	Loran Smith	603-859-4700	lswood@worldpath.net
• Secretary	Bill Hart	603-382-6960	shart80911@aol.com
• Treasurer	Bob Martel	603-627-1104	romartel@hotmail.com
Appointed officers:			
• Programs	Jack Grube	603-432-4060	jackgrube@aol.com
• Editor	Roy Noyes	603-887-3682	roynoyes@compuserve.com
• Ass't Editor	Eric Feldborg	603-726-4077	lauraneric@linwoodnet.com
• Juried Exhibit	Grant Taylor	603-835-2992	grant@celticwood.com
• Publicity	Steve Bussell	603-887-4744	steve_bussell@iris.com
• Scholarships	Peter Bloch	603-526-6152	bloched@kear.tds.net
• BIG	Bob Martel	603-627-1104	romartel@hotmail.com
• Books	Peter Breu	603-647-2327	peterbreu@aol.com
• GSW	Dick Batchelder	603-744-9993	rwb@cyberportal.net
• Sandpaper	Al Mitchell	603-659-2345	woodshcool@aol.com
• Shirts	Steve Belair	603-622-0112	n/a
• Steering Com.	Jon Siegel	603-934-2765	jon_siegel@mail.proctornet.com
• Videos	Peter Bloch	603-526-6152	blockhed@kear.tds.net
• Web Master	John Gunterman	603-268-0011	spokeshave@mediaone.net
• Wood Days	Dave Emerson	603-783-4403	efurnitr@tiac.net
• Wood Week	Geoffrey Ames	603-269-3571	newt@worldpath.net

Guild Exhibit Errata

Due to a quirk in the Editor's computer software, the following exhibitor was inadvertently left off the report on the Seventh Annual Guild Exhibit.

Lou Yelgin **Canoe Paddle**

Our sincere apology for this unintentional oversight.

Roy Noyes - Editor

Report on the Queen Anne Chair Project

66th League of New Hampshire Craftsmen Fair — Mount Sunapee State Park: August 10, 11, 12, 13, 1999

Geoff Ames, Project Coordinator

Forty-one members contributed to the Design and Construction of a set of nine, Boston/Rhode Island Queen Anne Chairs, Circa 1740. Our goal was to educate our membership and the public on the complexities of the chair project through meetings, demonstrations, newsletters, and member participation

The Queen Anne Chair Project was spread over an entire year, beginning in September 1998 and ending with the Fair in August 1999.

The project can be broken down into five phases:

- **Planning**
- **Process**
- **Product**
- **People**
- **Places**
- **Promotion**

Planning began at Loran Smith's BIG Workshop on 9/12/98. Loran's presentation covered *Line Drawings,* an essential step in most projects.

Process

We attempted to make note of all the steps in the process necessary to efficiently complete a successful project on time.

- **Concept** (Think, Research, Create)
- **Sketch**
- **Full scale drawings**
- **Joinery layout**
- **Templates**
- **Material choices**
- **Cut lists**
- **Mill up** (joint, plane, square up stock, cut to size etc.)
- **Jigs, fixtures**, and machining operations
- **Handwork,** spokeshaves, rasps, files, and scrapers
- **Dry assembly,** joint tweaking, assembly, finishing
- **Fabric and Upholstery**

Product

One chair was completed prior to the Fair. The other eight chairs were left in various stages to show the progression and to have specific tasks to demonstrate at the Fair.

People

Eric Feldborg helped with joinery at ***WOOD DAYS***, and assisted with setup, joinery, and finishing at the Fair.

Jack Grube, **Pinkerton Academy**, and the Pinkerton Shop Students for providing much of the Mahogany, Millwork Blanks, and Demonstration Space. Jack has been an inspiration during the year

Jon Gunterman for his great workshop on *Making Spokeshaves*, the same spokeshaves used to make the chairs.

Bill Hart, true to his word, made the trip to Sunapee every day, to keep us sane, and our edges SHARP. We all can learn a little about sharpening if we pay attention to Bill Hart. Thank you, Bill.

Howard Hatch for his *Workshop on Jigs and Fixtures* and helpful suggestions regarding the compound joints of the lower back stretchers.

David Lamb provided consultation throughout the project and demonstrated hand carving and shaping of Cabriole Legs with the Spokeshave, Patternmaker's Rasp, Files and Scraper. David's presence provided professionalism.

Bob Martel for giving up several Saturdays for our use of the Wood Shop at the Hillside School and bringing out the troops for the BIG Demonstrations.

Tom McLaughlin provided his **Conover** lathe and **Jon Siegel** turned the simple and complex spindles for the undercarriage of the chair. Jon also provided much needed support during and after the April BIG workshop on *Making Cabriole Legs.*

Terry Moore instructed on *How to Tune a Scraper* during his workshop in February, and demonstrated dovetailing at the Fair on Thursday.

Jere Osgood and Terry Moore for their articles on Bearing Guided Shaper operations with templates.

Loran Smith provided the bookend to the project by making the lap jointed slip seats for some of thechairs.

Places

Special thanks to Woodcraft Supply, Jim ford and Bob Abbott for their generous physical and financial support.

You may not be aware of the financial contributions made by the **Woodcraft Supply** store in Newington. And remember, they also give discounts to our membership for tools and supplies. Please support Woodcraft Supply.

Promotion

Roy Noyes and ***The Old Saw*** for the vehicle to promote and communicate to our membership.

And to **The Guild** for providing a base of operations.

If you are not participating in Guild Activities it is your loss. You only get out of your Guild what you put into it.

I have taken so much from the Guild that I feel like a thief!

Editor's Note:

Geoff Ames has put a tremendous amount effort into the Guild, as a demonstrator, a Steering Committee member and as the Coordinator, leader and primary craftsman on this project. With members like Geoff, the Guild can do anything.

The Guild Has A New Color Laser Printer

by Roy Noyes

Send me your pictures!

If you have read this far, in this issue of the ***Old Saw,*** you already know that we have a new color laser printer. It means that we will be able to have high quality color pictures, like the one of Garrett Hack's beautiful table, in every issue. What I need now are color photos to publish.

Please send me regular color prints or E-mail me a digital file in .jpg format if you have a digital camera.

I reserve the right to select what photos are published, depending on photo quality, relevance to the topics in the issue and available space. But, I will do my best to show everyone's work. No matter whether you are a Beginner, Intermediate or Advanced woodworker.

Timber Framing With Ted Benson

By Dave Anderson

On June 12th, about two dozen Guild members made the field trip to Ted Benson's for a tour of his timber framing operation.

In his relaxed and informal style, Ted had us sitting on benches made from sawhorses and large timbers which were being processed in the shop. Ted explained how he views timber frame joinery as an enlarged version of making joints for cabinetry and furniture, and how they work to a tolerance of 1/32 of an inch.

We had about an hour and a half slide show and running commentary about both homes and commercial projects he has done over the last few years.

He sketched the history of his operation from a small startup where he learned by research, field trips, and by doing. He is now at the level where he takes on large commercial projects, has a full time structural engineer with support staff, and works internationally.

The plant tour began in the bay where timbers are mortised and tenoned with 14" circular saws and 1" hollow mortising chisels. In this area, each of the bents (sectional frames) was of a different type wood cut to the same dimensions and fitted with strain gages for research.

The bents were made, in turn, from red oak, Port Orford cedar, southern longleaf pine, native white pine, and Douglas fir. Much of the wood we saw was recovered from demolition projects, including a beautiful set of 8" x 12" x 70 foot Douglas fir beams recovered from the worlds largest sawmill in Oregon.

While machines do much of the simpler work, more complicated joints, such as compound miters and joints at hips and valleys, require a skilled craftsman and can't be duplicated by machine.

A walk down the hill to his back building revealed one of his newest projects, stress skin panels made in-house and filled with the insulating foam after all the carpentry was done. Ted explained and showed us one, half-full, 5 gallon pail contained all of the waste foam from about a dozen panels.

In line with his environmental ethic, he talked about how a timber frame home uses far less lumber than a conventional stick framed house. Apparently, the Europeans still build almost entirely with timber framing techniques, a result of the relatively higher value of lumber and lack of space upon which to grow it.

Other panel research is ongoing, including an attempt to develop a flexible system for installing plumbing and wiring into the panels with provisions for future growth or replacement to reflect the changing needs of technological .

The final stop at the Alstead facility was the woodworking shop. Well equipped, but conventional.

Next, we drove down to Keene to see his 1/2 million dollar, German, computerized mortise and tenoning machine, but luck wasn't with us. Ted forgot his keys and we had to be content with viewing it through the windows.

While it is only one of 3 such machines in the U.S., there are over 900 in use in Europe. Ted explained how the machine not only hasn't decreased his employment, it has freed his men to work on the many more complicated joints.

Capacity has also been increased to the point where he can now take on about 50 projects per year. The net result has been increased staffing because of the added capability and more interesting work for everyone.

Next year, both Alstead and Keene will be closed and all operations will go under one roof in Walpole.

It appears that Ted is having fun and has offloaded many of the supervisory chores to his employees by making each one in turn a supervisor and job captain. This has lightened the administrative load on him and has provided increased income and job satisfaction for his staff.

The good time we had during the day was in many ways a reflection of Ted's contagious enthusiasm. If you get the chance, his slide show is not to be missed.

Guild Planning Musical Instrument Seminar for November 13, 1999

Jon Siegel, Meeting Coordinator **Tel 603-934-2765** **E-mail jon_siegel@mail.proctornet.com**

The November 13th meeting will be a seminar on "Why and How to Build a Musical Instrument."

The following list of reasons is taken from the Luthiers Mercantile International ad in the September 1999 Fine Woodworking magazine.

To satisfy:

- Strong urge to bend wood
- Desire to do fine joinery
- Need to inlay
- Urge to work in thousandths
- Quest to work with the finest woods

More reasons:

- Minimal tools and shop space required
- Broaden portfolio
- Finished product is portable
- Finished product makes music
- Impress your friends

Teachers note:

- Excite students
- Many disciplines brought together

If these reasons apply to you, or if you just want to learn more about this little known craft, be sure to attend the Guild seminar on musical instruments at Terry Moore's shop in Newport, NH on November 13, 1999..

The seminar will include four separate presentations, each taking approximately one-half hour. This will give each demonstrator a chance to "show and tell" what is special about his craft, including choice of materials, special tools and techniques, assembly, testing, etc.

Because of the limited time, actual demonstration of methods, while encouraged, will be short. The presentations will include a display of works in progress and finished instruments.

It is hoped that everyone will gain a further understanding of the similarities and differences between these woodworking specialties and an appreciation for the beauty and sound of the instruments.

The four presenters are: Terry Moore, guitars; David Nugent, violins; Bill Thomas, flutes; and Jim Schust, drums.

Directions to Terry's shop

Going north on Route I-89:

- Exit 9, Route 103 west to Newport.
- Right on Summer St. at Mobile Station.
- 2nd driveway, 1st house on the right.
- Shop is next to house.

Going south on I-89

- Exit 13, Route 10 west to Newport
- Left at Common in the center of Newport on Routes 11/103 east.
- Left at Mobile station 3 blocks east on Summer St.
- 2nd driveway, 1st house on the right.
- Shop is next to house.

Scholarship Opportunities Expanded, Apply Now!

Peter Block Scholarship Committee Tel: 603-526-6152 E-mail: blockhed@kear.tdsnet.com

The Scholarship Committee is very pleased to announce that the funds available to be distributed for the next year are double last year's levels! This increase is due to the successful raffle at the Sunapee Fair, and to some money carried forward from last year.

A total of about $6,000 is budgeted for this year. This means that we will be able to help subsidize even more of the interesting educational opportunities that our members wish to pursue. And in addition, we will begin a new part of the program, where we will provide one larger grant each year to enable a member to take advantage of some bigger (and more expensive) opportunity.

Details on the larger grant program are still to be determined, but for now, it is time to consider making an application for the regular scholarships.

The deadline for receiving applications is November 15, 1999.

The maximum grant per application is $400, and this shall not exceed 50% of the total costs, with the applicant covering the other portion.

The application should include:

* A description of the proposed activity
* How the activity will benefit the applicant
* Total costs involved
* How the applicant might consider sharing the new-found knowledge with other members of the Guild.

Feel free to call or email members of the committee with questions:

Applications should be mailed to Peter Bloch, 2 Otterville Road, New London, NH 03257.

The committee is:

Peter Bloch (chair) 526-6152 blockhed@kear.tdsnet.com

Jack Grube 432-4060 jackgrube@aol.com

Loran Smith 859-4700 lswood@worldpath.net

****

Please visit my web site, where there is lots of information and photographs about my translucent turned-wood lampshades. And a whole section of the site is devoted to Kathy's music and photography.

Just click on this link: http://www.woodshades.com ...we are always open to feedback to help us make this site even better!

Peter

Guild Members In the News

By Jon Siegel

Three members of the Guild were recently in Washington DC representing New Hampshire in the Smithsonian Folklife Festival. **David Lamb**, a founding Guild member, **Jon Siegel**, a former Guild president, and **Omar Clairmont**, a master Windsor chair maker, traveled to DC for the two week, NH State Exhibition on the Mall. This is located in front of the Smithsonian Museum, right between the Capitol and the Washington Monument.

These craftsmen were chosen to represent the three hundred year tradition of fine furniture making in the State of New Hampshire. All three woodworkers are also members of the New Hampshire Furniture Masters Association, and David is a member of the League of NH Craftsmen.

The participation of New Hampshire in the 33 year old festival has been in the planning for three years. Over 500 people were interviewed by the Smithsonian and over 100 were selected to take part. The NH exhibit filled an area equal to three football fields and occupied over one dozen tents.

Some of the things trucked down for the exhibit included: a covered bridge, a timber frame barn, (complete with horses and oxen), a sugar house, and 13 tons of granite! As usual NH shared the festival stage with two foreign countries, and this year it was South Africa and Romania.

If you were not able to see the exhibit in DC, don't worry. The entire show (NH part) will be recreated next summer at the Hopkinton fairgrounds.

Jon Siegel is now the New England correspondent for the English woodturning magazine *Woodturning*. The last issue featured an article on Earle Rich's vacuum/microwave drying system for turnings. and the talk that he gave at the Guild of NH Woodworkers Wood Symposium at Pinkerton Academy. Hey, we are internationally known!

Alan Mitchell has added **Geoff Ames** to the staff at Homestead Woodworking School. They hope to develop a Period Furniture Program starting October 28th.

Group Purchase — Books

Peter Breu Book Coordinator Tel: 603-647-2327 E-mail: peterbreu@aol.com

1/2 Price Taunton Sale!

Once again we have a special pre-holiday deal with Taunton. I will be taking orders at meetings (or you can call or email me) and will place the order December 1st. The books typically arrive within a few days, so you will have them to put under your tree. I will take orders from all 6 publishers (Taunton, Astragal, Schiffer, Tiller, Penguin -formerly Rodale and Sterling) and, if we meet their minimum order, will place it then. The discounts for the other 5 publishers are typically 40% off. Please feel free to contact me with any questions.

Mountain Laurel Woodworks Closing

by Roy Noyes

Member Kevin Grady has announced that he has closed his 6 man Mountain Laurel Woodworks in Windsor, VT and is selling the machinery, tools and office equipment.

Kevin had a successful business making massage tables. However, recently, he and a number of other small producers were faced with a patent infringement claim for royalty payments and legal fees which made continued operation unprofitable. He will maintain a home shop and take other employment. Anyone interested helping Kevin by purchasing machinery, tools or office equipment may obtain a list by calling him at 802-765-4911 or E-mailing him at kgrady@sover.net. kgrady@sover.net.

BIG Plans For The Next Year

• **John Gunterman** **Tel: 603-268-0011** **spokeshave@mediaone.net**

In talking with many members of BIG, at our last meeting in Conway, I was told over and over again of their desire for more "hands on" instruction. Instruction where they are actually at a bench practicing techniques rather than just listening to someone talk about them .

I want to see BIG evolve into a place where woodworkers can gather to learn the proper use of tools and techniques.

The emphasis should be on basic manual techniques, as they are the basis upon which more advanced techniques and power tool use is founded.

It is my strong belief that all woodworkers need a solid foundation of understanding, practice, and the ability to determine the appropriate application of the principals of woodworking..

It is my goal to make BIG a place for people to gain that experience, through a balance of qualified lecture and practice.

Collectively, the Guild represents a resource pool that contains gifted individuals representing almost every aspect of woodworking. As such, it is my desire to call upon those folks to share their specific knowledge and skills with the interested members of the BIG Group.

Please let me know what you think of this plan and any specific suggestions for meeting topics.

Granite State Woodturners News

Richard Batchelder **President** **Tel: 603-744-9993** **E-mail: rwb@cyberportal.net**

Wood Event Day will be held at Highland Hardwoods on Saturday, October 9th. We are looking for people interested in demonstrating different types of woodworking. There is space for approximately 15-20 demonstrators. It is inside so it will be held rain or shine. Demo spaces have electricity, etc. so just bring your stuff and show what you are doing.

The ***GSW*** will be present and we are looking for 4-6 people to rotate demonstrating and manning a table. ***The Homestead Woodworking School*** will be there doing demos as well. The ***Guild of NH Woodworkers*** will have a table to hand out info and to sell video tapes.

Show time is 9 to 3. We need volunteers. **Call Dick Batchelder at 603-744-5540 to volunteer.**

The July 17th GSW Critique meeting, hosted by Kay Shumway, was a success. Twelve members attended. The following members brought items for the critique. Jerry Burt & Beth Williams brought a *spalted maple bowl & dedication bowl;* George Tournos: *oak toilet paper holder;* Jon Siegel: *Banister-back chair;* Ed Epremian: *Weeping Willow bowl (textured and burned) titled "Kosovo";* George Saridakis: *lidded boxes with pierced lids;* Kay Shumway: *salad bowl and burl turning;* Dick Batchelder: *wormy red oak salad bowl.*

Thank you everyone for sharing your work with us.

Next meeting is September 18th at Keene State with host Charlie Sheaff.

Guild Web Site

John Gunterman **Web Master** **E-mail: Spokeshave@mediaone.net**

In an effort to help give the Guild more of a presence on the Internet, I agreed to help develop a formal Guild Web Page. It is with great pride that I announce that "We're official." We now own the Web Domain **www.gnhw.com** and we can be found on the WWW at both **http://gnhw.org/** and **http://www.gnhw.org/**

As any Web Master will tell you, no Web Site is ever truly "finished." Thus, I will give no completion date ;-). I would like to compile a list of members who wish to have their Web Pages and/or E-Mail addresses listed in a "Member Directory". I also encourage anybody that has a Web Page to send me their (preferred) E-Mail address and the URL to their site and I will add you to the list. *Please E-Mail me at spokeshave@mediaone.net or gunterman@cabletron.com*.

Wandering the Woodworking Web

with Roy Noyes

For a different kind of woodworking visit the **Luthiers Mercantile International** web site at **www.lmii.com**.

Steve Bussel suggests a visit to the **San Diego Fine Woodworkers Association**. They have been running a web show for a couple years. He just thought some of the Guild members might like to see some nice pieces from the "left" coast.

Forestworld.com of Burlington, Vermont, is inviting all fine woodworkers to sell their products in the Gift Store at their well trafficked web site.

Forestworld.com is the premier company promoting sustainable forestry and 'certified' wood products in the world. One division of the company recently supplied Middlebury College in Middlebury Vermont with (locally harvested) certified wood for their new 50 million dollar Science Building. This is the largest institutional certified wood project in the 20th century.

They will provide *FREE advertising,* including graphics and text for your products in their gift store. When they generate an order, it will be immediately conveyed to the craftsperson to fulfill and drop-ship. They will collect payment and shipping costs

Once a month they will send the craftsperson with a check for 80% of their retail sales total plus the shipping and handling costs.

Most stores and galleries take 30-40%. Where else can you get this kind of publicity and pay a commission of only 20% of each sale?

They invite you to visit their web site at **www.forestworld.com** to get a sense of the vastness and depth of Forestworld.

If you are ready to participate or have any questions please contact them at 802 865-1111 or wow1@together.net.

Member Spotlight on Bob Martel

Eric Feldborg Assistant Editor Tel. 603-726-4077

For the past several years the Guild Treasurer and BIG Group Coordinator jobs hves been held by a man too busy to do the jobs, so of course they were jobs well done.

I had a chance to talk to Bob Martel over lunch at the Sunapee Craft Fair and was surprised to learn about his diverse background and career path.

Bob's woodworking roots are woven deep in the soil of his childhood. At 10 years of age, the Boys' Club put a hammer in his hand and the basics were established.

One of his first jobs while in high school was working for a neighbor who was a contractor. Bob learned more about building techniques and woodworking skills during those summers.

He moved away from his woodworking career when he left home to enter the Air Force, where he wound up assigned to research and development for the space programs at various research facilities.

During his military career, Bob attended several colleges and universities earning degrees in Management and Computer Science.

Along the way he was assigned as launch site officer with the Defense Meteorological Satellite Program. Who would have thought that this mild mannered shop teacher from Hillside Junior High School in Manchester, NH used to work on space projects bound for orbit?

Putting his feet back on the ground, Bob settled in New Hampshire and took up teaching Electronics at New Hampshire Technical College at Laconia. Eventually an economic choice brought him to teaching Industrial Arts to Junior High students. Bob has been teaching Woodshop to eager and not so eager kids at Hillside Junior High School for 9 years. Through all the challenges of teaching in our public schools, he has never tired of planting more seeds of woodworking in the minds of young people.

Thanks, Bob, for all your accomplishments during your tenure as the BIG Coordinator and Treasurer. We look forward to your continued involvement in the Guild.

Living With Crafts 1999
Turned Lamp and Shade
Peter Bloch

Cherry Tall Cabinet
Diane Friets



Arts and Crafts
Wardrobe
Jim Becker

Award for Excellence

Some of the GNHWW Work Shown at Living With Crafts 1999



Windsor Chair
Roger and Peter Scheffer

Five Drawer Chest
Mike Ciardelli

Dining Table – Dave Emerson
Stools – Diane Friets

Black Water Cabinet
Jeff Lind

Classified Ads — For Sale

15" Planer – dust hood, stand and extra blades. **$700**
24" Scroll saw **$1100**
Vega Lathe duplicator – 4 ft. **$595**
HVLP spray system **$625**
Delta wet/dry grinder,
2 wheels (1 slow speed) **$100**
Boiled linseed oil, - 5 gal. **$30**
Mike Fonner **Tel 603-529-0063**

14" Bandsaw, OVA brand. Don't know too much about it as it was part of a package deal. **$100**
Wood Lathe, Craftsman 113.228162, 1/2 HP, stationary head., face plate, 2 rests and a 5 drawer cabinet. They are The Brick House in Hooksett and can be seen at anytime. **$100**
Gary Cote **Tel 603-622-8091**

12/4 Honduras mahogany. I am literally buried in 12/4 mahogany as I picked up two large loads last week. The width is 3 1/2" - 4 3/4" and the length is 24" and less. For sale or trade (at a very reasonable price).
Jack Grube **Tel 603-432-4060**
E-mail jackgrube@aol.com

Lumber

NH Lumber
Cut, Milled and Dried
by a furniture maker
Rough or S4S
Green or dry
Pine $0.50 per bd ft and up
Oak $1.00 per bd ft and up
Maple and cherry
Lathe stock

Wood Mills

James G. Mills, Prop.
14 Gibson Road
Hudson, NH 03051
603-880-6367

Guild Chronicles Index

Jack Grube Chronicler Tel 603-432-4060 E-mail jackgrube@aol.com

The Guild Chronicles is a collection of articles by Guild members.

The last issue of *Fine Woodworking* had three articles from Guild members. **Garrett Hack** wrote about *Joinery Techniques for Curved Parts*, **Thomas LeRoy** wrote about *Pain-Free Woodworking*, and **Mike Dunbar** wrote on *The Test of Time*. All three have spoken to the Guild over the past two years.

The collections are organized in three notebooks that are typically located near the Video Library at Guild meetings. Here is the current list of articles. If you have any articles to add, contact Jack Grube.

Anderson, Geo. "Easy Dentil Moldings." American Woodworker June 1998: 18
Bloch, Peter. "Videotaping Your Chapter's Demo." AAW Journal March 1997: 6-8
Dunbar, Mike. "Scary Sharp." American Woodworker June 1998: 66-68
Dunbar, Mike. "Woodworking Benches." Fine Woodworking Oct 1998: 92&94
Dunbar, Mike. "18th-Century Six-Board Chest." Fine Woodworking Jan/Feb 1999: 48-53
Dunbar, Mike. "Milk Paint." Fine Woodworking May/Jun 1999: 64-67
Dunbar, Mike. "Sharpness if next to godliness...at least for a woodworker." Fine Woodworking Jan/Feb 1999: 94. 96 & 98
Dunbar, Mike. "Build A Shop Stool." American Woodworker February 1999: 61-65
Dunbar, Mike. "The Test of Time." Fine Woodworking August 1999: 92-94
Epremian, Ed. "Wood Shop Treatment of M-2 High Speed Tool Steel."
Hack, Garrett "Hand Plane Handbook"
Hack, Garrett. "Rabbet Planes Are Real Shop Workhorses." Fine Woodworking Jan/Feb, 1998: 48-51.
Hack, Garrett. "Soften Hard Edges with a Side Bead." Fine Woodworking Jan/Feb, 1999: 40-44.
Hack, Garrett. "Antique Tool Auction: The Granddad of all Sales." Fine Woodworking Mar/Apr, 1999: 52-53.
Hack, Garrett. "Smoothing Planes." Fine Woodworking May/Jun, 1999: 38-44
Hack, Garrett. "Joinery Techniques for Curved Parts." Fine Woodworking August 1999: 54-57
Hamilton, Bruce. "Bringing It All the Way Back." Professional Refinishing November/December 1997: 16-20
Osgood, Jere. "Walnut and Leather Dining Chair." Home Furniture Winter 1995: 44-45
Osgood, Jere. "What Makes a Chair Stand Up to Abuse?" Home Furniture June/July 1997: 36-41
Osgood, Jere. "Laminating Compound Curves." Fine Woodworking July/August 1979
Osgood, Jere. "Tapered Lamination." Fine Woodworking January/February 1979: 48-51
Osgood, Jere. "Bending a Tray." Fine Woodworking Summer 1977: 62-64
Osgood, Jere. "Bent Laminations." Fine Woodworking Spring 1977
Osgood, Jere. "Oil/Varnish Mix." Fine Woodworking Spring 1976
Riggio, Tod. "Woodwork in the north country." Woodshop News May 1998: T30 - T31.
Riggio, Tod. "New Hampshire craft show draws a bigger crowd." Woodshop News October 1998: 17.
Siegel, Jon. "Spindle Turning for Furniture." AAW Journal Sept. 1997: 18-22.
Siegel, Jon. "A Classic Revisited." AAW Journal Dec. 1997: 10-12.
Siegel, Jon. "Toward Standardization of Spindle Nose Design for Wood Lathes – Part One: The Thread." More Woodturning Sept. 1998: 4&5
Siegel, Jon. "Toward Standardization of Spindle Nose Design for Wood Lathes – Part Two: Tapers." More Woodturning Oct. 1998: 4&5
Walentine, Ellis. "What is Good Design." American Woodworker Sep 1994: 47-53.

Jack Grube Stepping Down as Program Chairman

For the past two years I have served the Guild as Program Coordinator. As I step away from those responsibilities, I would like to thank the many members of the Guild who took their time to express their appreciation for the meetings I organized. It was a position that I truly enjoyed. I would also like to thank my predecessor, Ed Epremian, for encouraging me to assume his duties.

Many of us are very busy people, who often do not even have enough time in our own shops. However, I encourage each of you to say "Yes", when asked to help out the Guild and even to step forward, without being asked, when you think help is needed.

In case anyone wonders what I will be doing with my time, I will be assisting Peter Bloch and Dick Batchelder in organizing the Turning Symposium, which I am hosting at Pinkerton, and I will continue my other Guild activities on the Scholarship Committee, the Video Library and the Steering Committee.

Sincerely,

Jack Grube

Editor's Note:
Thanks to you, Jack, for you efforts to help everyone and your always cheerful smile.

How to Pay Dues or Join the Guild

The dues are only $20 per year for individuals and $30 per year for corporations. The Guild year runs from September 1 to August 31 and the dues are not prorated. Please fill out the form below completely and return it with your check to Bob Martel:

Make your check payable to: The Guild of NH Wood Workers

Send to your check and this form to: Robert O. Martel, Treasurer.
5 Autumn Run, Hooksett, NH 03106-1954

Date: _____ New: ____ Renewal: ____ Check No. _____ $_____

Name: _____

I operate a woodworking business: Part time: ____ Full Time: ____ No Business ____

If No Business - Skip to Home and Personal Information

Partner's Name:_____

Woodworking Business Name:_____

Business Address:_____

City: _____ State :___ Zip Code: _____

Business Phone: (_____)_____-_____ Ext. _____ Fax: (_____)_____-_____

Business E-mail Address: _____

Business Web Page URL:_____

Business products and specialties: _____

_____

Home Information

Home Address: _____ City: _____

State: ___ Zip _____

Home Phone: (_____)_____-_____ Work Phone: (_____)_____-_____ Fax: (_____)_____-_____

Home E-mail Address: _____

Home Web Page URL: _____

Personal Information

Send mail to: Home ____ Business ____

My skill level is: Beginner ____ I intermediate ____ Advanced ____

My areas of interest in woodworking are:

Accessories ____ Baskets ____ Boats ____ Boxes ____ Business ____ Carving ____ Computers ____ Crafts ___

Design ___ Educator ____ Finishes ____ Furniture ____ Inlay ____ Kitchens ____ Marketing ____ Millwork ____

Musical Instruments ____ Pattern Making ____ Restoration ____ Scroll Saw ____ Sculpture ____ Signs ____ Tools ____

Toys ____ Turning ____ Veneering ____

Other (Please specify)_____

I am a member of: AAW ____ BIG ____ Central NE Woodturners ____ Furniture Masters ____

Granite State Woodcarvers ____ Granite State Woodturners ____ League of NH Craftsmen ____ NE Woodcarvers ____

National Woodcarvers Association ____

Other_____

I would like to volunteer to work on:

Wood Days at Canterbury ____ Wood Week at Sunapee ____ The Education Group ____ The Juried Exhibit ____

The Old Saw ____ The Video Library ____ Programs ____ Publicity ____ Scholarships ____ Shirt Sales_ ___

Special Events ____ Special Purchases ____ Other _____

I am willing to demonstrate the following:_____

I will help in any way needed :____ Comments_____

I would like to join:

BIG ____ Granite State Woodturners ____ The Education Group ____

I would like to help start a group on:_____

I suggest new programs or activities on:_____



The Guild of New Hampshire Woodworkers

Established 1990

The Guild of NH Woodworkers
The *Old Saw* Newsletter
178 Derry Road
Chester, NH 03036-4311

Dues are Due
This is your Bill

The GNHWW Fiscal Year runs from September 1 to August 31. Please make the Treasurer's and Editor's jobs easier by sending your check NOW!