



THE NEWS LETTER OF THE GUILD OF NEW HAMPSHIRE WOOD WORKERS
132 DRINKWATER ROAD KENSINGTON, NH 03833

May 1994

Volume 5, Number 4

The President's Message

That's it, it's final — I've made up my mind; I'm never going to take another vacation as long as I live. Don't get me wrong, we all had a great time in England and Wales even though the weather was somewhat dubious.

No, what I am talking about is getting back into work after the vacation. After three weeks back in my shop, I'm up to about 5 hours a day.

Of course, so many of my other pressing responsibilities compete for my time. I really did need to rake my driveway, and those steps leading to my second floor apartment really did need painting. Anytime now, my bad case of woodworker's block will dissipate like the morning mist, and I'll be back in the saddle again.

Any day now.....

During our overseas trip, I had the opportunity to visit some woodworking shops and tool stores. The highlight was a trip to Devon, England, to visit Alan Peter's studio. I was overwhelmingly impressed, not only with his workmanship, but also with his efficient no nonsense approach to the business of his craft.

His workshop is a rather unique setup. His driveway is actually a courtyard or square, with his house on one side, his machine room on another side and his bench room and gallery on the other side. You enter these old farm buildings from the courtyard which made me ask what he did when it rained (you throw a blanket over the work).

Most of the prep work and machining is done in the machine room. Then, the stock is moved across the courtyard to the very clean and quiet bench room, where joinery and fitting is taken care of. At first, this may seem like a cumbersome setup, but it makes for a clean, quiet, work environment in the bench room, where the majority of time is spent.

Alan has two very talented, full-time employees who execute his designs with precision and consistency. They, along with Alan, have their own benches and work on a piece from start to finish. He also employs an apprentice, who's term had expired when I was there, and another one was scheduled to start in a few weeks.

Alan Peter's work is impeccable, and his designs clean and uncluttered. I would strongly recommend his book,

Cabinetmaking: The Professional Approach. It is very interesting reading, and now I have a signed copy.

I'm pleased to announce that this year's Annual Juried Exhibit will be held in Hanover, NH in the upstairs gallery of the League of NH Craftsmen Gallery. The fall in Hanover is a very hectic time with Dartmouth College commencing its academic year, the Alumni weekend, and football games, etc.

This has traditionally been a lucrative and busy time for the League Gallery, and they are excited about hosting a quality furniture exhibit during this peak season. Be on the lookout for a call for entry in your mail box, in the very near future.

I am looking forward to our upcoming meeting at Jere Osgood's studio in Wilton, NH, this month. The subject matter, veneer work, is of particular interest to me; since I have been using veneer, more and more, in my own work. The opportunity to learn from a master craftsman, like Jere, is one that should not be passed up. Plan on attending this demonstration even if you cannot make any other meetings, it will be good. See you all there.

Terry Moore

Editor's Note: When he isn't sloshing around England and Wales in the rain and fog, Terry Moore may be reached at 603/863-4795.

We Are Looking For Missing Videos

Some of the Guild videos have been borrowed and not returned. Presumably, they are lying unnoticed beside some members' VCRs.

If you have any Guild videos, please mail them to Peter Bloch, so that they may be viewed by other members. Any member wishing to keep videos in their possession may purchase them for \$6.00 each by sending a check to Peter.

Copies of any videos may be purchased by members for \$6.00 each, and by non-members for \$10.00.

Editor's Note: Send videos or check to: Peter Bloch, 2 Otterville Road, New London, NH 03257 or call Peter at 603/526-6152

The Art of Craftsmanship and the Myth of the Craftsman: Getting Beyond Geppetto

John G. Skewes

I've been trying to get beyond Geppetto. For years, the image of the Craftsman has been that of the happy, little man, going about his work, needing little of what the outside world is made of. He is sitting at his shave horse, logs on one side, finished goods on the other, waiting patiently for the next nobleman to ride up.

Except for not having a child, we find little in Geppetto's life to bring him worry. He rises bright with the sun, and goes to bed, happy and tired, before the moon has risen. Geppetto has his work, he has good shoes and a full belly. The nobles find him a comfort, he makes the best mari-onettes in the land, and he will never rise up against them. It seems our world needs Geppetto.

The commuters that careen, bumper to bumper, door handle to door handle, into the city each day, need to know that somewhere there is sanity, somewhere a man is happy with his work.

The life of Geppetto is ideal. It is unsoiled by deals gone bad, shady characters, and tyrant bosses, and besides Geppetto is an artist. After all, doesn't Pinocchio seem life like? Geppetto's skills are a gift, god's reward for living a simple life.

But enough about Geppetto, what about you? Haven't you, the craftsman, been cast in his role more than once? I can't tell you the number of times that customers have stood in my yard waxing nostalgic about my life, as I brushed the driveway with a bare toe through a hole in my shoe, praying they would stop talking, and make out a check. But, there I am in my work clothes with my work. What do they know of me, and Geppetto, and the struggles we go through?

My skills are hard won. I've fought despair and pennilessness to achieve my gifts. I can still remember finishing my first Bird-Cage Windsor. What a mess! White knuckles and a claw hammer put that thing together.

When I was done, I took my dog for a walk. I was mad as hell, the next people would just have to go elsewhere for chairs, or buy something I could make money on! By the time I made it back to the shop, I was planning my next Bird-Cage. I hadn't gone twenty minutes between despair and determination.

I have the fire in my belly. I need to make chairs. I need to make dressers, and tables, and desks, and beds, and on and on. I have ideas and I don't like to fail. Most of all, I know that my life will be long, that I have

years to perfect my craft, and that the gift, that I was given, was the gift of the question.

What question is that? Ask yourself, you say you are a craftsman.

If you come to your shop in the morning with an empty head then you can push your craft no further.

And what of Geppetto? He is sold to us. We have Norm Abrams on PBS, and Tim Allen on ABC, telling us it's the tools and the satisfaction of a job well done. We have books piled high on magazines full of Tips, Tricks & Techniques. But where is the heart?

Don't get me wrong, I need advice and I like tools. I use tools everyday, but largely because they make my work possible. I am fascinated by a beautiful tool that becomes a partner, a part of my hand, a part of me. When I stand at the lathe for eight hours, I'm not thinking, "Wow! What a hot lathe!"

I'm thinking of the part I'm working on, and how it relates to the piece as a whole. I'm concentrating on my center, keeping my muscles loose, and finding the rhythm. I'm making judgments; pick up the gouge, go deeper, roll the shoulder, roll the wrist, ease off.

I'm thinking of my wife and daughter, and of the things I have to do tonight. I'm on another plane, my inner eye roaming a piece of furniture that I caught a glimpse of in a magazine. I work out the details, shaving the cornice a bit, scale it down a bit. I think of the cost.

I place the finished turning in a pile, sharpen my tools, and chuck in a new piece.

Between inspiration and gratification are hours, months and years at the lathe and bench.

The gifts, that I received in my shop, used to come every-day and they were easy to see; a straight board, a well honed edge, a tight joint.

I feel strongly about my work. I believe I am in the middle years in my shop now, and the rewards have changed. Responsibilities, interruptions, raw material prices, a sore back, they all make it hard to focus, to keep my center and grow.

To have knowledge is to know you are blessed. To be wise is to know that knowledge comes at a price.

The price I pay is to be alone much of my working life, I may never own a new car, and I battle a dust allergy.

The upside is I am a free man, I have my work, home and family.

As long as I produce a product that has integrity, and manage to sell it at a fair price, I will survive and do well.

I will get to make more furniture, and provide for my family. No mad commute, no bosses.

But, please spare me Geppetto. Let's move beyond Geppetto. Let's have a character of three dimensions. Give me Zorba! Give me the raging Greek, the hot heart of God, the craft warrior!

To battle mediocrity and indifference, you need the fire in your belly, and the strength to say no to poor design and weak construction. You need a strong will, and firm faith in your abilities and ideals.

In this age, it is rare to find a true apprentice, but a quick look about will turn up many journeymen and women. Men and women on a journey through craft, towards themselves, not little Geppettos in a perpetual state of arrival. They are Zorbas, metamorphosing the very food they eat into fiber, bone and spirit, and ultimately into the work they do.

John Nelson -- A Woodworker Walking To The Beat Of A Different Drummer

Roy Noyes

Guild member John A. Nelson of Dublin is not only a woodworker, but he is also a man of many talents, a teacher, and a prolific author of woodworking articles and books.

He has written more than 40 books and currently has 18 wood working books in print, from basic to intermediate level, with three more to come out this summer. His best selling book *Weekend Woodworker*, Rodale Press has sold over 130,000 copies, so far.

In addition to his woodworking books, he has 12 technical books in print, on mechanical design and drafting subjects.

His biggest and highest skill level woodworking book, co-authored with Donald Dunlap of Antrim, should be especially interesting to New Hampshire wood workers. It is *Dunlap Furniture, Stackpole Books*, due out in August 1994, and it will feature step-by-step illustrations of how to reproduce 18 pieces of the famous, antique, Dunlap family furniture (High boys, desks, chairs, clocks, etc.)

In addition to books, John has written over 80 magazine articles on all types of basic woodworking projects for such magazines as:

American Woodworker

Early American Life

Country Homes

Popular Woodworking

John's latest endeavor, a two year project, is a major restoration of his 200 year old, center chimney cape on Main Street in Dublin, NH. This involved removing and storing all the doors, windows, and hardware, gutting the house, putting a full cellar under it, rebuilding the house and refitting the stored materials into it. This effort will be featured in the July, 1995 issue of *Country Homes*.

This summer he plans to:

Finish the odds and ends around the house

Build a potting shed

Replace the original well house

Replace the old picket fence

Add a Victorian style, patio wall for privacy

John has become fascinated with the current craze for scroll saw woodworking. He says that *Wood Magazine*, currently, has a scroll saw club with over 40,000 members and that there is a tremendous interest in scroll saw books and patterns.

To help fulfill this interest, he is working on two basic to intermediate scroll saw books. In addition, he has developed over 150 full size, advanced, scroll saw patterns (Wall shelves, corner shelves, mirrors, toys, clocks, etc.). Most of these patterns have been taken directly from antique, original, New England fretwork. Since most of these patterns are too big to fit into a book, he is setting up a mail order, catalog business to sell them throughout the USA.

His career reflects his wide range of interests. He started out as a mechanical designer working on the NASA Space Program for 10 years. Since then, he has been a vocational teacher, teaching drafting at the high school and college level for 30 years. He plans to retire from teaching in June 1994 and continue his writing.

John is married to Joyce who has also written two scroll saw books. They have 3 daughters and two grandchildren.

For eleven years they had a 275 acre farm in Lyndonville VT, where he and his family raised Charlois beef cattle as a part time business. At the same time, he had a part time piano and organ business called Melody Hill Farm which he sold and which is now located in Danville, VT.

His hobbies include:

Clock repair, Piano and organ, Woodworking

Travel (with my new Miata convertible)

Learning new things ("I want to learn basket making, stained glass design and wood graining techniques.")

He is modest about his accomplishments and wants to be sure that the Guild members know that he does not consider himself a professional woodworker. He says, "I enjoy woodworking. I can do most anything and get by, but I do not want to imply that I am a highly skilled woodworking craftsman."

Always the consummate teacher, he has offered to help any Guild member that wants to write an article or a book and doesn't know how to get started.

John A. Nelson may retire from school teaching in June, but you can be sure that he will be teaching woodworking, through his books and articles, for a long time to come.

Editor's Note: John Nelson may be reached at 603/563-8306.

Jere Osgood To Demo Veneering At His Shop in Wilton, May 21, 1994

Roy Noyes

The next Guild Meeting will be hosted by Jere Osgood in his shop at 626 Abbot Hill Road in Wilton, NH on Saturday, May 21, 1994. There will be a business meeting at 11 am, BYO lunch at 12 and Jere's veneering demo at 1 pm.

Jere's will demo veneering techniques and plans to cover the following topics:

Why we use veneer

Flat and curved veneering

Making your own veneers

Veneering with cauls

Veneering with a vacuum press

Veneering with a hammer

Glues for veneering

Internationally acclaimed as a designer and builder of contemporary furniture such as his clam shell desk, Jere is highly qualified to teach veneering techniques. He has pioneered the development and use of wood veneer laminations that are bent in two directions like the stave of a barrel.

He has published articles on lamination techniques in *Fine Woodworking* and his work has been the subject of several articles and books.

He was on the faculty of the School for American Craftsmen, Rochester Institute of Technology, 1972 - 75 and the Program in Artisanry, Boston University 1975 - 85 and continues to teach woodworking part time as well as work as a studio craftsman.

The Guild's most distinguished member, Jere's modest manner belies the honors that he has received. He received National Endowment for the Arts Grants in 1980 and 1988 and was nominated to be named a Fellow of the American Crafts Council in 1993.

His furniture is in the collections of:

Museum of Fine Arts, Boston, Massachusetts

American Craft Museum, New York

The Johnson Collection (Objects USA)

Renwick Collection, National Museum of American Art, Smithsonian Institution

Jere has a Bachelor of Fine Arts degree from the School for American Craftsmen, R.I.T., 1960 and attended the Scandanavian Seminar in Denmark, 1960-61.

Northern Land Council Drafts Recommendations for Northern Forest Lands

Jeanene Procopis

The members of the Guild may have some interest in the public policy proposals that will, if implemented, affect the 26

million acre area of Northern Forest in Maine, New Hampshire, New York, and Vermont. The Northern Forest Lands Council, March 1994, draft recommendations "*Finding Common Ground*" is available in local libraries, or by contacting The Northern Forest Lands Council at 54 Portsmouth Street, Concord, NH 03301, 603/224-6590. The public is invited to comment, in writing, until 5 pm on May 16, 1994.

I am in favor of supporting long term forestry ownership and strengthening local forestry economies. It seems to me that property tax programs and tax law changes that would promote longer term growth rotations is a step in the right direction.

We have many fine, small shop, furniture makers and other woodworkers in New Hampshire that could benefit from having reliable, local sources of hardwoods. Also, I would like to see more New Hampshire jobs being created by our timber being used for high quality, labor intensive uses.

I am a member of the Appalachian Mountain Club and the Society for the Protection of New Hampshire Forests, however, I am writing this because of my own personal interest in the matter. Anyone having questions on this subject may contact me.

Editor's Note: For more information, contact Mrs. Procopis at 603/472-5950.

Hanover League of NH Craftsmen's Gallery To Host Fall Guild 1994 Juried Exhibit

Ted Blachly

The fall 1994 Guild Juried Exhibit will be at the League of NH Craftsmen Gallery in Hanover, NH. (*A call for work entries will be mailed to all members as soon as the show is finalized.*) Hanover is a busy little town in the fall, so let's get our best recent work together and make a great show. Keep a lookout for the call to entry.

I am putting together a Guild promotional package, for galleries and museums, etc., as an aid in finding locations for future juried exhibits. This package contains a letter stating our intent, the Guild brochure, and examples of members' work, in the form of their personal brochures, tear sheets, slides or pictures.

The package gives the gallery director a substantial idea of who we are and what we do, and it is something that they can have on file for planning upcoming shows.

As a trial, I put together four of these packages, containing work by seven of our members, and sent them out. I have received responses indicating strong interest in a 1995 show.

I want to make up five more packages. Anyone interested in having their work included should send five copies of their literature, etc., to me. With information from enough members, this could develop into a Guild directory, so quality shots are doubly important.

Editors Note: For further information, contact Ted Blachly, Box 216, Warner, NH 03278. Tel. 603/456-2385

Woodworkers Party At Canterbury Wood Day

Dave Emerson

The range of woodworking knowledge, on display May 7th at Canterbury Shaker Village, surpassed anything previously shown on Wood Day. The variety of skills exhibited was amazing, but one ability was obviously shared by all participants. Woodworkers know how to party!

Nonstop action was everywhere. The Mosh Pit, where you needed to be Bill Laimbeer to get a front row perspective, was presided over by expert wood turners Dick Batchelder, Peter Bloch, Mike Conner, Andy Motter, Jon Siegel, and Bruce Taylor.

In the North Shop, the musical highlight of the day was furnished by Jay Towne and Terry Moore on guitar, and Brad Dorsey on fiddle. Their facility at working on the instruments they played was no less impressive. I hope they will appear on the main stage next year, so we can all hear them. Impressive woodworking skills were also evidenced by carvers Thom Duprex and Loran Smith, dovetailer Ben Avaiance and restoration specialist Robert Pothier.

The Cart Shed contained all sorts of craft, from Lou Yelgin's lovely lap strake, to a barrel capable of holding Niagara Falls, by cooper par excellence, Ron Raiselis. The small craft of Dave Dupree and Helen Colby inspired the imagination, as did Dave Corcoran's full-scale reproduction, joined in the course of the day by Steve Fifield's, now you see it, now you don't, post and beam shed.

Post and beam restoration, under the direction of Dan Holmes, was underway on the Woodshed.

In between, on the stage in the tent, the Buskers and Pocket Change kept us lively, while Daniel Welch demonstrated nut-crackers of great character, and Dustin Coates carved spoons, and displayed his turnings.

The Carpenter Shop was manned by dovetailing demonstrators Steve Marcq and Sam Chase, while upstairs, amongst the glories of the Gallery, Al Greene, Bill Van Deventer, Eric Schultz, Martin Milkovits, Steve McPhee, and David Lamb kept the crowd happy.

And a happy day it was, with perfect weather, chicken and beef barbecue, a tune filled afternoon, and few blackflies.

So, thanks to all of you, for producing a perfect Wood Day, and thanks to gate man Bob Prescott, and other unsung heroes behind the scenes.

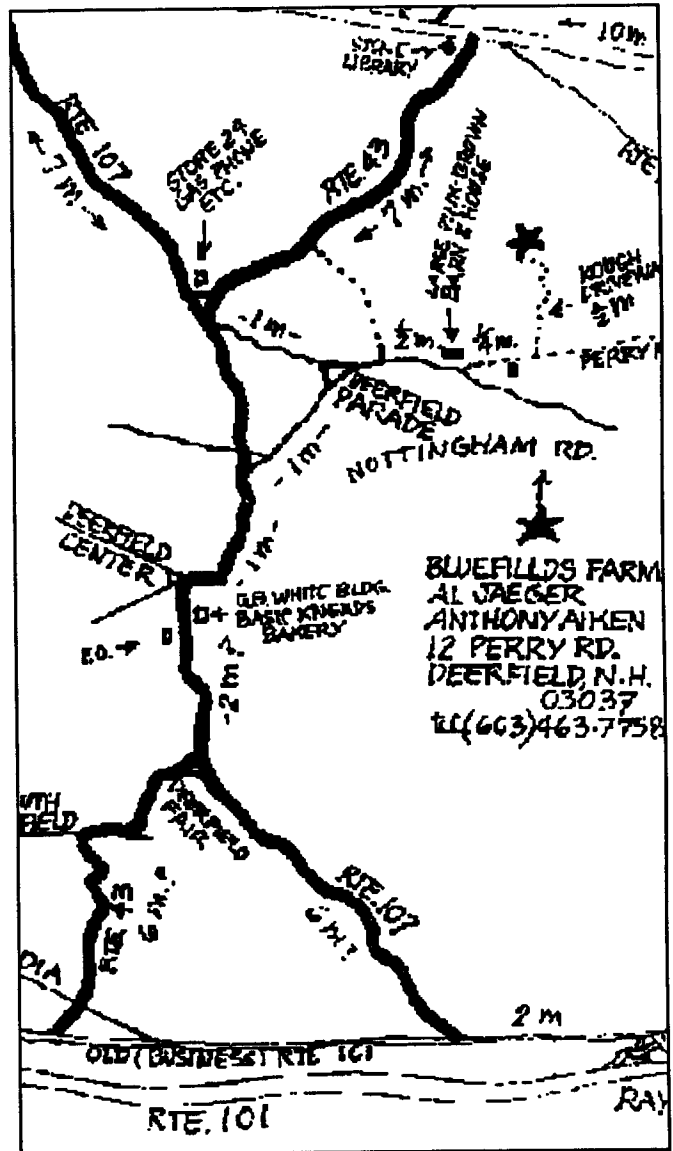
Don't forget, this was just a warm up for next year. Here's to the wildest Wood Day yet, Number Five in '95.

Editor's Note: Dave Emerson can be reached at 603/783-9511 days and at home, 603/783-4403 evenings.

Three Guild Gathering June 25, 1994

Members of the NH Potters Guild, the NH Weavers Guild and the Guild of NH Woodworkers will gather on Saturday, June 25, 1994, at 1 pm, for a potluck lunch and camaraderie at

Bluefields Farm, 12 Perry Road, in Deerfield, NH. See map. In case of rain, the event will be on Sunday



Plans for this gathering grew from conversations among potters, woodworkers, and weavers regarding similarities and differences in our crafts and in our thinking. Among the questions considered were:

Why do we chose the materials with which we work?

What forms do we have in common?

Where do we find inspiration?

Where do we seek community and understanding for our work and our choices?

The questions called for leisure to let the answers come.

Potter Al Jaeger, handbuilder and teacher, and his partner Anthony Aiken, offered to host our gathering at their operating farm in Deerfield. Flowers will be in bloom. We can walk and talk and sit. Please bring a folding chair or pillow to make yourself comfortable during our short meeting. The meet-

ing will consist of a representative of each group talking briefly, and informally, about their guild.

We ask you to carpool, if possible, to minimize wear and tear on the unpaved road. Drive slowly please.

Bring healthful food to share, something to drink, and your own cup, plate and utensils.

We will meet, eat, and talk together about the work of craft, the work of our hands and spirits.

Planning 1995 Guild Skills Fair

John Skewes

In Sept. of 1995 the Guild will be presenting its first Skills Fair. What is a skills fair? Well, think of it as a giant meeting that runs all day. My hope is that we will have multiple demonstrations, running at regular intervals, throughout the day.

Each interest group, i.e. turners, design, and computers will host booths and define their own events. We might also have a major tool exchange, book swap or special lectures. There will be no vendor booths.

We have not made any firm plans or chosen a site. I need people to help me brainstorm and plan this day. As always, this is your Guild, to do with as you please, so please do something. Give me a call and we can form a committee.

The Business of Woodworking Meeting November 19, 1994

John Skewes

Anyone, who knows me, is aware that I love to talk about the business of woodworking. I love to know how you find and keep customers, how you balance home, work and the check-book. The first thing most woodworkers do is shake your hand, count your fingers and ask if you have many orders. If I visit your shop, it's what I call an official snooping visit. We all love to see how the other fellow does it.

The Computer Users Group will host this business round table. November is still a long way off and plans are just starting to be made. However, we hope to have a series of lively discussions. These discussions may not earn you credits toward your MBA, but that are certain to provide much insight into the business of woodworking, as practiced by Guild members.

We will have several computers setup prior to the meeting, for people to look at and play with. They will have software, especially suited for small woodworking shops, for you to try out. Also, Guild member and author John Nelson will be on hand giving a talk on making your way into the publishing world.

Look for more details in the fall issues of *The OLD SAW*. As always, give me a call if you have ideas for presentations, or want to become involved in setting up this meeting.

To help out with either of these events please call me, John Skewes at 778-7360.

Computer Users to Meet June 1, 1994

The next Meeting of the Computer Users Group will June 1st at Roy Noyes home in Chester at 6:00 PM.

Abort, Retry, Fail? You decide. It's a user defined meeting, our last before the summer. We are planning an unstructured meeting open to all interests.

We will have as many computers as we can get, on hand, so that people can try out CAD, word processing, bookkeeping or just get a good look at MSWindows.

No experience is enough experience, bring a snack and a computer if you can. Call Roy Noyes at 887-3682 for directions.

Many Great Deals Still Available

No Shop Can Have Too Many Clamps!

This deal is still available, if there are enough clamp orders to make another group order worthwhile. If you want clamps, contact Terry Moore at 603/863-4795.

Abrasive Blockbuster Deal


Peter Bloch and Dick Batchelder have established an arrangement with The Sanding Catalog (Klingspor) for abrasives, and the Turning Group has received shipment of a \$2000 group order at a 25% discount. Contact Peter Bloch at 603/526-6152, if you want to purchase abrasives.

Router Bit Bonanza

Dick Batchelder has arranged for a deal on Eagle American router bits. The discount will be much lower (about 10%). Contact Dick Batchelder at 603/744-9993, if you want to purchase router bits.

Books and Videos

Group purchasing of books and videos, from Taunton Press and Sterling Publishing is possible if there is enough interest. If you are interested in woodworking books and videos, contact Dick Batchelder at 603/744-9993.



Woodworker's Calendar

Guild 1993-94 Meeting Schedule

Saturday, May 21, 1994

General meeting. Business meeting at 11 am and demo at 1 pm. Jere Osgood's shop, Wilton, NH. Jere Osgood will be demonstrating Veneering Techniques. Contact Jere Osgood at 603/654-2960 for more information.

Wednesday, June 1, 1994

Computer Users Group meeting 6 to 9 pm at Roy Noyes shop, Chester NH. Contact Roy Noyes at 603/887-3682 for directions or more information.

Saturday, June 25, 1994

3 Guild Meeting and pot luck lunch at Al Jaeger's shop, 12 Perry Road, Deerfield, NH. See article in this issue for directions. Contact Al Jaeger at 603/463-7758 for more information.

September 10, 1994

Mailing date for the next issue of the *OLD SAW* Newsletter.

Saturday, September 17, 1994

Paul Tuller's shop, Dublin, NH. Paul Tuller will be demonstrating Mortise and Tennon Joints. Contact Paul Tuller at 603/563-8884 for more information.

Mid September thru October, 1994


Guild Exhibition at League of NH Craftsmen Gallery in Hanover, NH. There will be a call for exhibit pieces sent out to all Guild members soon.

Saturday, November 19, 1994

The Business of Woodworking Seminar. Location to be announced. Contact John Skewes at 603/778-7360 with suggestions or for more information.

Saturday, January 14, 1995

Pinkerton Academy, Derry, NH. Jack Grube will host a demonstration meeting on the use of all types of scrapers. Contact Jack Grube at 603/437-5211 days to 2:30 pm and at home 603/432-4060 before 8 pm or John Skewes at 603/778-7360 for more information.



The Editors Corner

Roy Noyes

178 Derry Road Chester, NH 03036-4311 Tel. 887-3682

Authors and Reporters Wanted

If you enjoy reading *The Old Saw*, how about helping me by contributing an article, or a report on some activity you are taking part in? Don't worry if you think that you can't write well. Get it to me, any way you can, and I will edit it for publication. Without your help there wouldn't be any *Old Saw*.

Copy Deadline For Next Issue

The normal deadline for items for *The Old Saw* is one month prior to the next meeting. There's a lot of work in putting the newsletter together and last minute items create a real problem in meeting the mailing deadline of two weeks before the next meeting.

Please submit any items for the next newsletter to me not later than Saturday, August 27, 1994.

The next newsletter will be mailed about Sept. 10, 1994.

Copy Guidelines For Authors

If possible, please submit copy on either 3.5" or 5 1/4", IBM compatible, floppy disk in ASCII format to save re-typing. Please, include a paper copy for backup, in case I have trouble reading your disk.

If you don't understand what this means, just send either type-written or clear, hand written copy. Thanks!

Classified Advertising Services

Machine shop services, English and metric threaded parts, shaper collars (plain & B.B.), planing (jointer tables, fences, etc.) to 20x48 inches, dovetail slides remachined. Antique machines a specialty.

Jon Siegel

603/934-2765

For Sale

Delta/Rockwell stationary sander, 6 x 48 inch belt and 12 inch disk, 1 1/2 HP. Used very little. \$650 or B.O.

Diane Friets

603/863-3862

Advanced Scroll Saw Projects.

Full size scroll saw patterns and projects. More complicated than most available anywhere today. Projects such as wall and corner shelves, mirrors, toys and clocks. Send \$1 for brochure.

Nelson Designs P.O. Box 422 Dublin, NH 03444 or call John Nelson

603/563-8306


Wanted

Chisels for H. B. Smith mortise machine.

Bill Fraser

603/569-3683

The Guild of NH Woodworkers
The OLD SAW Newsletter
178 Derry Road
Chester, NH 03036-4311



The Guild of New Hampshire Woodworkers

c/o Teri Masaschi, Treasurer

The Wentworth Collection Box 131, Rt 25 at 25A Wentworth, NH 03282 Tel.603/764-9395

Date: _____

Enclosed are my dues of \$15.00 for the the Guild 1993-94 year. I understand that the Guild year runs from September 1, 1993 to September 1, 1994 and that dues are not pro-rated.

I consider myself: Beginner ___ Hobbist ___ Advanced ___ Semi-professional ___ Professional ___

My work is: Boats ___ Cabinets ___ Furniture ___ Turnings ___ Other (explain) _____

The Guild may sell its mailing list to the woodworking community to make money for activities. If you do not want your name given out on these lists, please check here: _____

Name: _____ Telephone/Fax _____
Business Name: _____ Home: _____
Address _____ Work: _____
Town: _____ State: _____ ZIP: _____ Fax: _____
e-Mail _____