

# THE OLD SAW

November 1998

Newsletter of The Guild of New Hampshire Woodworkers

Vol. 10, No. 2

## The President's Message

To: Roy Noyes

From: INTERNET:

t\_blachly@conknet.com

Date: 10/15/98, 8:56 AM

Re: Newsletter

Below is my "President's Message" for the Old Saw. If you feel inclined to change any of my words as editor, I would appreciate it if you would send your rewrite to me for review before printing. I would also like to say that I'm impressed with the the growth of the Guild and applaud your efforts along with the others who have headed up the various special interest groups with in the Guild.

As I mentioned at the Brentwood steering committee meeting, the last issue of the Old Saw really defined the Guild by listing these groups and their "chair-man" The Old Saw serves by making these activities known. Its up to the members to make the connections on their own.

And now for that Presidents message-

"Get thee to thy work bench"

Ted Blachly

October 1998.

There, that will save a little wear and tear on your fingers. A little gift from me to you, and please no bold type, its just a simple message in simple words.

Eric was over and did an interview, I don't know what he'll come up with, but I felt that if he was doing an article on me, then I didn't want to be too long winded with my president's message. I can't guarantee that my future messages will be so concise.

See you at David's.

Regards,

Ted

*Editor's note: There it is, Ted. I didn't change a word and no bold type either!*

## Meet the New President:

**Ted Blachly**

*by Eric Feldborg*

Ted grew up in New Jersey, studied Art and Philosophy at New England College in Henniker, graduating in 1973. One furniture class in college and Ted was on his way.

After a brief stint back in New Jersey building restaurant furniture, he found his way back to the Granite State where he joined on with a group of talented carpenters specializing in restoration of homes built a few years either side of 1800. They were a total service team dealing with structural repair, roof systems and interiors. A couple of projects were so extensive that they lasted a year and a half.

During this time, Ted had the good fortune to work with Robert Blank, a precise (on the edge of fussy) craftsman. Ted's innate patience and Robert's influence of precision blended to gain Ted a reputation for tackling the tough, tedious jobs.

With increased cabinet work, Ted made a transition to furniture and by 1989 was a juried member of the League of New Hampshire Craftsmen. He was present at the first meeting of the Guild of New Hampshire Woodworkers in 1990. During the Spring of 1992, he worked with Terry Moore on a large chair project, and has assisted Jere Osgood part time since 1993.

Ted's woodworking influences include John McAlevey, Jere Osgood and Robert Blank. Perusing his library one will find these titles among others: *Sam Maloof: Woodworker*, by Sam Maloof, Jonathan Pollock: *Encyclopedia of Furniture Making*, by Ernest Joyce: *Stephen Harris Designer*

*Craftsman*, By Hart Massey: *From Gunk to Glow*, by George Grotz.

Ted built his own home in Warner and filled it with beautiful furniture. Creations of his own, some of friends and fine antiques chronicle the history of his style and career. The vast basement contains his shop where he spends a good part of every day.

Continuing to develop his own style, Ted bases his new work on past pieces. While seeing and experiencing other craftsmen's work is unavoidable, he does not actively incorporate elements of others in his work. He says "A personal design language must emerge".

Ted Blachly credits the Guild for being one of the biggest information sources he has drawn on during his furniture career. When asked about advice for developing woodworkers, his answer was without hesitation, "Time at the bench! Working wood is a physical process. All the reading, studying, designing and thinking do not replace the tactile experience of practice, and working with the material."

Our new President has specific hopes for the Guild. While the main focus should continue to be the quarterly meetings, topic-specific sub-groups have an increasing role to play in serving the Guild membership. The way these sub-groups grow is by the active participation of the members. *More of us need to take leadership roles in these groups.*

Ted also sees participation in Wood Days as an opportunity that has not reached its full potential. With a talented membership of over 250, Wood Days should be filled with dozens of demonstrations and exhibitions to promote our craft.

# Keeping the Guild Strong Through Broader Membership Participation

## An Editorial That Invites Your Replies

By Roy Noyes

The Guild of NH Woodworkers will be nine years old next April. We have come a long way from the handful of woodworkers that met in John McAlevy's shop in Warner to see if there was sufficient interest to form a Guild. There was more than enough interest and we are all receiving the benefit from this historic meeting.

It should also be noted that it is this group of early members who have been the primary movers and shakers and have imparted so much life to the Guild for more than eight years.

From the beginning:

*The purpose of the Guild is for each member, professional or amateur, to share his or her woodworking knowledge and experiences with others, for each of us has something worthwhile to share regardless of our woodworking abilities.*

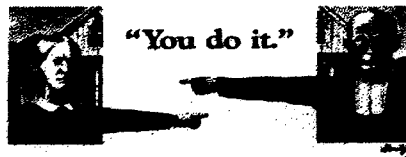
We now have over 275 paid members and an extensive agenda of programs that we sponsor each year. We have also spun off several important groups that operate more or less independently of the Guild.

Foremost, of these, is the Furniture Masters which includes 17 of the Guild's most talented and widely acclaimed, full time, professional furniture makers. Their yearly exhibitions of their work and their yearly Fall Sotherby auction at the New Hampshire Historical Society has become a model for other professional furniture makers throughout the US. It has also become a major income producer for this talented group.

Furniture Masters operates independently of the Guild but we can take a lot of satisfaction in the fact that the Guild first brought these people together as a cohesive group.

Another important spin-off is the Granite State Woodturners which has become a chartered chapter of the American Woodturners Association. This is a group of about 50 including some of our best professional and amateur woodturners as well as a number

### Is This Your Attitude?



of amateurs who want to improve their turning skills.

The Granite State Woodturners now operates semi-independently of the Guild. They have their own regular meetings, but continue to sponsor turning demonstration meetings and Symposiums for the Guild and all its members.

Again, we can take a lot of satisfaction in the fact that it was the Guild that first brought these people together as a cohesive group.

Another important group that operates under the auspices of the Guild is BIG (Beginners and Intermediate Group). This group meets separately and hosts regular "how to do it" demonstrations and hands-on workshops.

The Guild also puts on a number of public demonstrations of woodworking. The oldest of these is *Wood Day at Canterbury Shaker Village* which was started the first year. Last year, *Wood Day* became a two day demonstration of what Guild members make and how they do it and was moved from May to June when the summer tourist season is in full swing. In addition to the demonstrations, it is fun filled days of camaraderie and sharing in the joys of woodworking.

Last year, it was decided to also sponsor Guild demonstrations of woodworking at the League of NH Craftsmen Fair at Mt. Sunapee State Park in August. In two short years, *Wood Week at Sunapee* has become not only a highly successful demonstration of our skills, but also an excellent recruiting tool for new members and a profitable fund raising event. This event features demonstrations of furniture making and various woodworking techniques including the highly popular chance for

visitors to try their hand at woodturning on a foot powered lathe.

This year, the raffle of a Shaker style table made at the Fair brought in over \$3200 for our Scholarship Fund and other Guild activities and recognition in the nationally distributed *Woodshop News*.

The Guild also sponsors an *Annual Exhibit* of items made by Guild members each year with prizes for both advanced and lesser experienced woodworkers.

Another important program is *Guild Scholarships* to assist anyone taking courses to advance their woodworking skills. Reports by two members on their experiences in classes partly funded by Guild scholarships are included on Page 5. of this issue .

Scholarships have been granted to both professional and amateur woodworkers of various skill levels. The only requirement being that you have a desire to learn!

The Guild also sponsors various special field trips and meetings during the summer months such as the trip to the Lie-Nielsen factory and the visit with Jan Brooks.

Finally, the Guild communicates with its members by publishing *The Old Saw* five times per year.

Unfortunately it is always the same group of people that volunteer to take an active part in all these activities. So, it is easy to see why we are always short of members to make them happen.

***Will you join the volunteers that make these events happen?***

And, don't say "But, I'm not a good enough woodworker." We have many jobs that anyone can do well. We just need more volunteers.

***Call Ted Blachly at 603-456-2385 and let him know you want to actively participate in Guild events.***

***You'll be glad you did!***

## Review of the Dust Collection Meeting

by George Anderson

A worthwhile seminar – Brentwood was a gracious host. Starting with donuts and coffee, then a pleasant meeting room and followed by lunch, they left me thinking that more of our meetings should be held there.

The first presenter was Dr. Swartout, who confirmed our suspicions that dust is bad for us, and described in detail the mechanisms of that hazard. New to me was the fact that nicotine turns off the cilia of the lungs and therefore reduces our capacity to dispel particles. In addition to dust, vapors, volatiles, mold and fungus spores are also released by cutting wood and all are potentially harmful. Pressure-treated wood in particular is very hazardous.

Bob D'Eon of Clean Air Systems and a Delta rep described the various systems in categories of – collection, separation and filtration. One and two stage machines and their relative advantages were also described. A major design factor to keep in mind is dependent on whether your system is for a single or multiple person operation. For simultaneous operation of a number of machines a large header with smaller machine connections is needed to maintain sufficient flow, but a large header with only one port operating can cause a velocity drop that could clog the header. Advice – read a book or consults an expert as you design your system. Jack Grube has a list of resources if you are interested in obtaining a copy.

An excellent presentation by Mike Fonner demonstrated powered masks that augment a dust collection system. We all know that the collector bags pass numerous small particles into our shops and that some machines, like table saws throw particles beyond the capacity of the collection system. These masks deal with such particulates. Basically they are a visor and elastic seal with a fan that draws in and filters air. Interestingly this air by blowing across the visor keeps it clear. The positive pressure means that the seals don't need to be perfect, and the mask is far more comfortable than the cartridge style. Jack Grube is collecting names of interested members to negotiate a group purchase price for such units.

*Editors note: If you are interested, call Jack Grube at 432-4060 or E-mail him at jack-grube@aol.com*

## Guild Tour and Meeting David Lamb's shop November 14, 1998

by Jack Grube

As far as I am concerned, it makes no difference what David Lamb talks about at this meeting – the man is a wealth of information, a fascinating presenter and a wonderful human being!

For those of you who would like to know what David will talk about, he will tell us the story of taking down, moving and reconstructing an old textile mill building that he moved two and a half years ago from Belmont. David will explain how he saved a 19th Century building and included 20th Century technology in his new shop.

David will also discuss some recent and upcoming projects. He will talk about the design, development and engineering of these pieces. David will also share with us special mechanics, joinery, forms, and laminations to highlight but a few items.

**Directions:** Exit 18 off 93 and follow the signs to Canterbury Shaker Village. David's house is on the left at the foot of the hill below the Village.

## Individuals Interested in Wood- working Education to Form GNHW Special Interest Group

by Jack Grube

Last month at Keene State College, Charlie Sheaff offered a workshop for teachers entitled, "Design Concepts in the Wood Lab". The workshop was co-sponsored by the NH Technology Education Association and 8 or 10 middle school and high school wood working teachers attended. It was an excellent workshop and the group decided it would like to continue to meet.

I am interested in forming a group of individuals interested in woodworking education in NH. I think the easiest way to establish this type of group is to form a special interest group within the GNHW.

The next meeting of the "Wood-working Educators" group will be November 14th at David Lamb's shop in Canterbury, NH. We will meet from 9:30 - 12:00.

You do not have to be a "teacher" to join!

If you are interested in joining this group on November 14th, contact me at 603-432-4060 or send an E-mail to jackgrube@aol.com.

## Member Spotlight On

### Bill Hart

by Roy Noyes



## Some Jobs Are A Little Buggy

**Bill Hart** is our newly elected Secretary and we thought that everyone would like to know a little more about him.

After graduating from high school, Bill joined Massachusetts Electric Company and retired, as a distribution engineer, in 1988.

Bill went into the Navy in 1951 for four years during the Korean War and retired from the Naval Reserve 27 years later as a commissioned Warrant Officer.

He started woodworking at age nine but most of his metal working skills were picked up in the Navy.

He married his wife, Shirley, forty three years ago and they have five grown children. They have traveled extensively in the US and Canada with an RV trailer and spend a month or two each summer on the road.

Bill's shop is set up for both wood and metal working and includes his pride and joy, a brand new Powermatic "66" table saw.

Since retiring, most of his time has been spent building and remodeling buildings, making Shaker style furniture and repairing and restoring machinery.

Bill is most proud of the antique horse drawn buggy (shown above) and the sleigh which he completely rebuilt and restored to their former glory.

*Editor's note: I remember riding with my Grandfather many times in a buggy just like the one he restored.*

He has completely restored a 12 inch Rockwell Delta radial arm saw which is for sale.

Bill is active in a number of Guild activities. He is a member of BIG and among other things has volunteered to work in the Guild sponsored *Wood Days at Canterbury* and *Wood Week at Sunapee* for the past two years.

# Scholarships Draw Rave Reviews

## Scholarship Fund In Action

by Eric Feldborg

SSHHHHH!!! Don't tell anybody, but the newest, best kept secret of our Guild is the Scholarship Program! I just got back from a weekend class at The Center for Furniture Craftsmanship in Rockport, Maine and I have you to thank for the great time I had. Thanks to the Scholarship Committee for approving my request and thanks to each end every dues paying member for contributing towards my education.

For those who have not been there, The Center for Furniture Craftsmanship is a woodworking school off the beaten path in a beautiful spot in Rockport, Maine. The facility is a bright, airy building with a machine room, bench room and finishing room. To my surprise there was no exotic equipment or magic dust sprinkled around (in fact there was no dust at all, the place was spotless). The folks there just practice honest, quality craftsmanship. The class I attended was "Understanding Finishing" taught by Bob Flexner, the author, columnist and true authority on wood finishing.

Bob is a vibrant and dynamic speaker who tells it like it is. He has no qualms with expressing his opinions about the fear and dislike many of us share regarding finishing. He blames finish manufacturers and the trade press for the lack of information, misinformation and general confusion surrounding wood finishing.

Bob personally knows many of the magazine editors, manufacturing people and marketing people. His critical words are closely followed by praises such as "these are good people who are only repeating what they read or hear without checking for themselves".

The class content is largely covered by Flexner's book "Understanding Wood Finishing", Rodale Press 1994. He covered sealing wood, finishes, solvents, pore filling, staining and application methods each in appropriate detail. I was surprised to learn that all finishes fall into one of three categories:

*Reactive finishes* - (oil, varnish [including polyurethane] and two-part catalyzed finishes) cure by a crosslinking between molecules after the solvent evaporates.

- *Evaporative finishes* - (shellac, lacquer and wax) cure by the evaporation of their solvents. Bob describes these as entangled molecular "spaghettis" because the molecules are long and stringy. These finishes dissolve when the solvent is reintroduced.
- *Coalescing finishes* - (waterbased or waterborne) cure first by a reactive cure within each droplet, then by evaporative cure as the water and solvent evaporate. Picture these finishes as molecular soccer balls that stick together.

Understanding the difference between these three categories on a microscopic level really helped me understand the behavior of the finishes I work with.

I never really knew why waterbased finishes did not appear as "deep" or "rich" as oil varnish. Now it is clear to me that the small molecules of oil varnish find their way deeper into the wood pores than those relatively large "soccer balls."

One thing that Bob said really eased my paranoia of finishing. He said, "Don't be afraid to experiment because other than coloring the wood with stain, there is nothing you can do that cannot be stripped off allowing you to start over." I went into the weekend a scared and confused finisher and came out feeling that I am not doing too badly. Now I am armed with a deeper knowledge of how finishes work. This understanding will help me choose finishes and application methods appropriate for specific pieces of furniture.

Thanks again to the Guild and its members for helping my education. If there is a class you want to take and you want help paying for it, apply for a scholarship. Applying for a scholarship is no mystery:

*For information on applying for a scholarship, contact Peter Block at 603-526-6152.*

## Take A Class!

by Brian <sup>SARGENT</sup> Groves

Thanks to the Guild Scholarship fund, I have just returned from a weeklong class at the Center for Furniture Craftsmanship in Rockport Maine. There, I took a class with Silas Kopf who took the mystery out of Marquetry inlays.

Silas Kopf studied marquetry in Paris and he now has a shop in East Hampton, Massachusetts where he uses various marquetry techniques in building his furniture. He uses a double bevel technique to do his marquetry. This method makes a perfect fit every time.

We learned basic marquetry techniques, how to do the Bouille technique and how to shade the different parts in hot sand to give more depth to our pictures. We also learned how to make "Oysters" from wood that you might have in your own back yard.

But, beyond learning a new technique that I will use in my furniture designs, I found it very inspiring to leave the shop and step into a very open learning environment.

It was great to be able to ask questions and bounce around ideas on design for 5 days with someone of Silas Kopf's background. It was also very refreshing to meet 9 new people who were at different levels with their abilities and knowledge of woodworking and to have some great discussions about various aspects of the trade. For me it was a both personal and a professional growth experience.

I encourage each of you to apply for the Scholarship fund and expand your woodworking skills. The Guild Scholarship fund is for everyone. It's as simple as finding a course that you are interested in and writing a one page letter to the Guild Scholarship program that answers the four questions that were outlined on Page 4. in the April Old Saw.

I hope you have as positive an experience as I did in your next class.

## Highlights of Upcoming Meetings

Jack Grube - Program Coordinator  
Tel 603/432-4060

February 13, 1999

Jere Osgood - Tambour Doors

If you have been to a Guild meeting hosted by Jere, Jere will be walking us through his technique of making a tambour door. However, I know that his presentations always include a lot more! I am sure that you will return for this meeting. If you have not had the opportunity, you should take advantage of this man and his talents.

April 17, 1999

**Wood Symposium at Pinkerton Academy**  
This symposium will begin with a keynote speaker, **Dr. Barry Rock - Cellular Structure of Wood**, and will continue with eight presentations. There will be two simultaneous presentations at 11:00, 1:00, 2:00, & 3:00. These include:

**Ethan Howard - NH Forests - Manchester Water Works.**

**Garrett Hack - Harvesting and Drying Local Wood - Woodworker & Author.**

**Barry Rock - Using Satellite Imagery to Monitor Forests - UNH**

**Jim Lorette - International Log Buying - Woods of The World.**

**Jack Carr - Properties of Species and Alternative Choices - Black Mountain.**

**Jack Carr - Rain Forest Update and Other Green Issues - Black Mountain.**

**Jack Carr - Veneer and figured Woods - Black Mountain.**

**Betsy Guenther - How Consumers React to Wood Products - Craftings.**

Although some of the topics selected are "academic" in nature all of the presenters were asked to relate their topic to the "boards" we use everyday.

Summer '99

Two special event meetings. We are exploring a joint meeting with the Timber Framing Group and Tedd Benson and another Tour of Lie Nielsen. Cal Louks (893-8286) will be organizing this trip.

September, 1999 (date to come)

Garrett Hack - Inlaying

Specific date and details to come.

November 13, 1999

Musical Instruments

A multi-presenter meeting with Dave Nu-

gent (violins and other instruments), Bill Thomas (flutes), Terry Moore (guitars) and Jim Schust (drum making). Jon Siegel is organizing this meeting.

February, 2000

We are exploring a "big name" presenter like Leonard Lee for this meeting.

## Rochester Fair Awards

by Geoffrey Ames

Guild members swept the wood working awards.

Professional Division winners were:

**Loran Smith:** Best Federal - Bow Front Chest

**Geoffrey Ames:** Best Queen Anne - Porringer Top Table

Best Design - Ram's Horn arm chair

**Omar Clairmont:** Best Turned - Windsor Chair

Amateur Division winners were:


**Lester Huckins:** Best Accessory - Shaker Box.

Best Design - Shaker Low Back Chair

**Noah Cote:** Best Basket - Nantucket Basket

Cash awards were given to each winner.

The Fair thanks the Guild for participating and looks forward to our entries next year.



What's Going On In The Guild?  
Don't Be A Dinosaur  
Volunteer and Find Out  
Page 5

## Shavings

- Jere Osgood and Jon Siegel were among the presenters at the Arrowmont, October 26-31, 1998 Conference on "Evolution in Form" - Furniture, Turnings and Sculpture sponsored by Arrowmont, The Furniture Society, AAW and The Woodturning Center.  
This year was the first time the British magazine *Woodturning* sent it's editor to the *American Association of Woodturners Annual Symposium* and Jon's photograph appeared in the October issue of the magazine. You will also find two pictures of his work on page 18 of the December 1998 issue of *Woodworker's Magazine*.
- Peter Bloch, Beth Ireland, Andy Motter and Jon Siegel were presenters at the Worcester Center for Crafts, October 17, 1998, *New England Woodturning Symposium*.
- When two woodturning magazines from opposite ends of the Western Hemisphere simultaneously called for standardization of lathe spindles, Jon Siegel stepped into the fray. He has just published two articles in *More Woodturning* magazine dealing with the engineering design of lathe spindle threads and tapers.
- The October issue of *Woodshop News* story on the *LNHC Fair at Sunapee* had a picture of Dianne Friets working at the lathe in the Guild's demonstration workshop. *Woodshop News* did not get Dianne's name, but we were glad to see her.
- Also featured in the article was Tom McLaughlin answering questions about one of his tripod tables with Roy Noyes planing a bevel on a tabletop in the back-ground.

## Guild Scholarship Program

**Peter Bloch - Chairman**

**Tel 603/526-6152**

The deadline for the next round of scholarship applications is November 31st.

The Steering Committee allocated \$1250 for the 98/99 Scholarship fund. An additional \$3200 was raised at the League of NH Craftsmen's Fair this summer from the Shaker style end table raffle (see Sept 1998 Old Saw). That's \$4450 waiting in our scholarship fund for woodworkers like you. Your application should answer the following questions.

1. How will you use the GNHWW Scholarship (e.g. attend a symposium, workshop or school; enable a special project, cover teaching expenses)?
2. How would you benefit from the scholarship?
3. Give a brief budget showing the total expense and how you intend to use the grant. \* The grant request should not exceed \$400. The scholarship committee raised the limit to \$400 previously \$300) due to the increased availability funds.

Send your application by 11/31 to Peter Bloch, 2 Otterville Road, New London, NH 03257.

Generally speaking, the limits on grants are no more than 50% of the total costs involved, \$400 maximum. Everyone is welcome to apply.

### Abrasive Group Purchase???

by Jack Grube

We are looking for someone to organize a Klingspor group purchase similar to the book order that Peter Breu organizes and the micro plane order that Geoff Ames is currently organizing. If you are not familiar with Klingspor, their web site is: [www.sandingcatalog.com](http://www.sandingcatalog.com) and their phone # is 800-228-0000.

We can receive a 25% discount with a minimum order of \$500.00.

If you want to organize this group purchase, contact me, Jack Grube at 603-432-4060 or E-mail me at [jack-grube@aol.com](mailto:jack-grube@aol.com).

## New Slate of Officers for the 1998/1999 Guild year

### Elected officers:

- |                  |             |              |  |
|------------------|-------------|--------------|--|
| • President      | Ted Blachly | 603-456-2385 | <a href="mailto:t_blachly@conknet.com">t_blachly@conknet.com</a> |
| • Vice President | Loran Smith | 603-859-4700 | <a href="mailto:lswood@worldpath.net">lswood@worldpath.net</a>   |
| • Secretary      | Bill Hart   | 603-382-6960 | n/a  |
| • Treasurer      | Bob Martel  | 603-627-1104 | <a href="mailto:romartel@hotmail.com">romartel@hotmail.com</a>   |

### Appointed officers:

- |                   |                 |  |  |
|-------------------|-----------------|--|--|
| • Programs        | Jack Grube      | 603-432- <del>5211</del> <sup>5200</sup> | <a href="mailto:jackgrube@aol.com">jackgrube@aol.com</a>                 |
| • Editor, Old Saw | Roy Noyes       | 603-887-3682                             | <a href="mailto:roynoyes@compuserve.com">roynoyes@compuserve.com</a>     |
| • Ass't Editor    | Eric Feldborg   | 603-726-4077                             | <a href="mailto:lauraneric@linwoodnet.com">lauraneric@linwoodnet.com</a> |
| • Publicity       | Steve Bussell   | 603-887-4744                             | <a href="mailto:steve_bussell@iris.com">steve_bussell@iris.com</a>       |
| • Scholarships    | Peter Bloch     | 603-526-6152                             | <a href="mailto:bloched@kear.tds.net">bloched@kear.tds.net</a>           |
| • Juried Exhibit  | Grant Taylor    | 603-835-2992                             | <a href="mailto:grant@celticwood.com">grant@celticwood.com</a>           |
| • BIG             | Bob Martel      | 603-627-1104                             | <a href="mailto:romartel@hotmail.com">romartel@hotmail.com</a>           |
| • GSW             | Dick Batchelder | 603-744-9993                             | <a href="mailto:rwb@cyberportal.net">rwb@cyberportal.net</a>             |
| • Wood Day        | Dave Emerson    | 603-783-4403                             | <a href="mailto:efurnitr@tiac.net">efurnitr@tiac.net</a>                 |
| • Books           | Peter Breu      | 603-647-2327                             | <a href="mailto:peterbreu@aol.com">peterbreu@aol.com</a>                 |
| • Shirts          | Steve Belair    | 603-622-0112                             | n/a  |

### 1998 Juried Exhibit Date Change

**Grant Taylor - Chairman**

**Tel 603-835-2992**

Due to everyone's extremely busy summer and fall schedule, particularly for those Guild members that are involved with the Furniture Masters and the League of NH Craftsmen, it has been decided to change the Annual Juried Exhibit date to March.

The next Juried Exhibit will be held in March 1999 at Mike Ciardelli's *Woodworker's Gallery* shop in Milford. Watch for a call for entries about November 1, 1998.

Mike produces a line of contemporary furniture which is on display in his showroom. March is typically a slow time of year and an exhibit, by the Guild members, in his retail gallery may be mutually beneficial.

#### Editor's note:

To volunteer to help on the exhibit committee or for more information call Grant Taylor at 603-835-2992 or Ted Blachly at 603-456-2385.

### Web Sites of Interest

- **American Woodturners**  
[www.rtpnet.org/~twnc/awchapt.html](http://www.rtpnet.org/~twnc/awchapt.html)
- **Bridge City Tools**  
[www.bridgcitytools.com](http://www.bridgcitytools.com)  
*Beautiful catalog pictures*
- **Fine Woodworking Magazine**  
[www.taunton.com](http://www.taunton.com)
- **GNHWW**  
<http://www.iris.com/web/sbussell/sbussell.nsf>
- **Humboldt Woodworking Society**  
[www.woodguild.com](http://www.woodguild.com)
- **John Gunterman, Shavemaker**  
[www.mv.com/ipusers/gunterman/Teachshave/](http://www.mv.com/ipusers/gunterman/Teachshave/)  
*Great tutorial article on making wooden spokeshaves.*
- **North Star Lumber**  
[www.northstarlumber.com](http://www.northstarlumber.com)  
*Contains an outstanding list of links to other woodworking sites.*
- **Woodsmith/Shopsmith Magazine**  
[www.augusthome.com](http://www.augusthome.com)
- **Woodworker's Journal**  
[www.woodworkersjournal.com](http://www.woodworkersjournal.com)

## Granite State Woodturners News

Dick Batchelder  
Tel. 603-744-5540  
E-mail [rwb@cyberportal.net](mailto:rwb@cyberportal.net)

The last meeting on Sept 26th was held at Keene State College on Ring and Hook Tools and was attended by 10 people. It was a meeting of new discoveries and an eye opener into what types of tools are available for the wood turners "tool box".

The GSWT has been asked to be involved in a New England wide turned object show at the Sharon Arts Center. The exhibit will run from Jan 10th through March 7th. Due to the short notice on this up coming exhibit, we will be asking anyone interested in taking part to bring a turning to our next meeting.

Our next meeting will be Nov 21st at Peter Bloch's. The program will be on Tuning Your Lathe. Hope you went to the CNEW Turning Symposium at the Worcester Center for the Arts on Oct 17th. It was great.

See the Fall schedule of meetings in the Woodworkers Calendar at the back of this issue.

Notices will be sent to all members approximately 2 weeks before the next meeting.

Please call me if you wish to attend our meetings or become a member.

### The Editor's Corner

Roy Noyes, Editor  
178 Derry Road  
Chester, NH 03036-4311  
Tel 603-887-3682 Fax 603-887-8821  
E-mail [roynoyes@compuserve.com](mailto:roynoyes@compuserve.com)  
Eric Feldborg, Ass't Editor  
Tel. 603-726-4077  
E-mail  
[lauraneric@linwoodnet.com](mailto:lauraneric@linwoodnet.com)

Copy Deadline For Next Issue, Jan. 1, 1999. The next newsletter will be mailed about February 1, 1999.

### Advertising

The Old Saw will accept paid commercial advertising on a first come, space available basis.

Classified Ads are still free to members for non-commercial purposes.

## Video Library News

Jack Grube - Video Librarian  
Tel. 603-432-4060  
E-mail [JackGrube@aol.com](mailto:JackGrube@aol.com)

Peter Bloch has experienced some problems with the Guild camera and it has been sent out for repairs. We are borrowing cameras until it is repaired.

Ten carving tapes have been added to our library. Jon Brooks "Furniture and Sculpture" tape and the recent multi-presenter meeting on Dust Collection will be added when the camera is repaired.

### Returning Tapes

Please return tapes at the next meeting or mail them to: Peter Bloch, 2 Otterville Road, New London, NH 03257.

### Purchasing Tapes

If you want to keep the tape, send \$10.00 (Payable to the Guild) to Jack Grube, 6 Sundry Lee Terrace, Londonderry, NH 03053.



### Happy Holidays

Next Old Saw - February 1999

## The New Look of This Issue of *The Old Saw*

This issue of *The Old Saw* marks a significant change in the way it was prepared. Most of the communication between the Editor and the various authors, group chairmen and other contributors was done over the Internet! The Internet made it easy to communicate information and copy text between all the interested parties, saving time for everyone and greatly simplifying the work of the Editor.

See the article on Page 4. listing the Officers, their telephone numbers and Internet addresses. If you have Internet access, join us in the shaping of Guild activities. If you have been considering getting Internet access, do it now!

We are also listing Internet Web Sites of particular interest to woodworkers on Page 4. There are terrific experiences for woodworkers on the Web. For example, John Gunterman's web site has an outstanding tutorial on making a spokeshave with a detailed description and a color picture of each operation.

This issue of the Old Saw is also a trial run using some color printing on Page 3. I think that it enhances the article a lot. The problem that we are working on, is finding an inexpensive way to get the color without going to the expense of traditional 4 color printing. Page 3. was printed on my computer with an Epson Color Stylus 800 ink jet printer and then combined with the other pages at New England Duplicator. As I write this, we haven't done that yet, hopefully it works well and is not too time consuming.

*We welcome Eric Feldborg as Assistant Editor but we still need more Editors, Reporters and Authors to help with preparing The Old Saw*

Would you like to see a picture of your latest and greatest project here? How about that article you just had published? Do you have a tip on some activity that woodworkers would enjoy? Do you have suggestions on new or improved Guild activities?

*Send information to Eric or me in any form, See The Editor's Corner for addresses and phone numbers if you can help.*

## B.I.G. News

Bob Martel Coordinator  
Tel. 603-624-6352  
[romartel@hotmail.com](mailto:romartel@hotmail.com)

The schedule of Fall meetings is:

November 7th - Design and Critique, Hillside Junior School, Manchester, NH at 9 am.

Bring pieces for review and critique. This is a repeat of the meeting last year at St. Paul's School - brought back by popular demand.

No meetings in December or January.

February 6, 1999 - To be announced.

Spring meetings will be announced in the next *Old Saw*.

Please contact me for more information on these or any future meetings.

### Book Orders

Peter Breu - Coordinator  
Tel 603-647-2327  
E-mail [peterbreu@aol.com](mailto:peterbreu@aol.com)

The Fall book order was a success. The order was placed November first and will be in about November 15. See you at the November meeting with the details!

## Woodworkers Calendar

- **November 7, 1998 - BIG**  
Design and Critique Meeting at Hill-side Junior High School  
For more information, call Bob Martel at 603-627-1104.
- **November 14, 1998 - Guild**  
Tour of David Lamb's Shop, Canterbury, NH  
See article on Page 3.
- **November 21, 1998 - GSWT**  
Tuning a Lathe at Peter Bloch's Shop, New London, NH  
For more information call Dick Batchelder at 603-744-5540.
- **No BIG meetings in December and January**
- **January 16, 1999 - GSWT**  
Carving on Turnings  
Location To Be Announced.  
For more information call Dick Batchelder at 603-744-5540.
- **February 3-7, 1999 - NCSC**  
North Country Studio Conference  
Wood Workshop at Bennington College  
For more information call Carol Sevick at 802-387-5986
- **February 7-March 4, 1999**  
League of NH Craftsmen, 22nd Juried Exhibit at Sharon Art Center  
For more information contact Tracey, LNHC headquarters at 603-224-3375.
- **February 13, 1999 - Guild**  
Tambour Doors - Jere Osgood  
See Article on Page 5.
- **April 17, 1999 - Guild**  
Wood Symposium at Pinkerton Academy  
See Article on Page 5
- **Summer 1999 - Guild**  
Tour of Lie-Nielsen Tools  
See article on Page 5.
- **September 1999 - Guild**  
Garrett Hack on Inlay  
*All meeting schedules listed are subject to change without notice.*  
*For more information call the coordinator or Jack Grube at 603-432-4060.*

### Over \$100 Worth of Top Quality Sandpaper For only \$25

Now you can buy a 20 lb. box of Top Quality, German Made, Industrial Grade sandpaper for only \$25 per box (plus shipping)  
Most sandpaper manufacturers do not use their materials at 100% efficiency - but why discard these left over, top quality materials when they have so many other uses? Well, that's where we come in. We get our sandpaper direct from the manufacturer and are able to pass the savings along to you.

Each box contains sheets and rolls in a variety of grits (80-400) on various weight backings: Y, X, J & F. Coarser grits available on request.

**Each piece is of usable size - no trash!**

You won't find a deal like this anywhere, so place your order today!

### C&S Abrasive Supply

7700 Fitzwater Road

Brecksville, OH 44141

Tel. 440-546-9592

(MasterCard and Visa Accepted)

### Classified Ads

#### For Sale — Tools

Drafting table, Grey steel, wooden board w/flex arm drafting machine.

\$100 or b/o

Drafting table desk with extra side desk.

\$250 or b/o,

Craftsman 6" jointer

\$250 or b/o

Craftsman 12" bandsaw

\$250 or b/o

Delta 11" lathe w/many extras.

\$400

Bob Martell 603-627-1104 eve.

Rockwell/Delta 12" Radial Arm Saw, 1 1/2 Hp, single phase motor, two carbide tipped blades, excellent condition, just rebuilt.

\$800

Craftsman 24" Jig Saw. 1/2 Hp motor, 4 speeds, rugged cast iron frame, old but like new.

\$200

Bill Hart 603-382-6960

Shopsmith Mark V power head and table saw attachment, brand new but without rails and legs. Up grade your worn out Shopsmith with a new power unit, make a bowl lathe, a horizontal boring machine or use as a variable speed drive.

\$350 or b/o

Roy Noyes 603-887-3682

Lex-Aire HVLP Spray System, new condition. Bought huge compressor, don't need it.

\$625

Excalibur Scroll Saw, 24" tilts 45 deg. L or R. Like Hegner only larger.

New \$2200, sell for \$1100

Vega Lathe Duplicator, H.D. 4 ft cap.

Will fit any lathe. \$600

5 gal. Boiled Linseed Oil \$30

Mike Fonner 603-529-0063

#### For Sale — Miscellaneous

Kenmore Upright Freezer, 15 cubic ft. Good working condition. Outside needs paint. Good for food or shop materials.

\$75 or b/o

Woodmate 10 Ton Short Log Splitter. 1 HP, 120V. hydraulic pump. Good for splitting small quantities or chunks in the woodshed. Not suitable for large quantities.

\$100 or b/o



**How to Pay Dues or Join the Guild**

The dues are only \$20 per year for individuals and \$30 per year for corporations. The Guild year runs from September 1 to August 31 and the dues are not prorated. Please fill out the form below completely and return it with your check to Bob Martel:

**Make your check payable to: The Guild of NH Wood Workers**  
**Send to your check and this form to: Robert O. Martel, Treasurer, 5 Autumn Run, Hooksett, NH 03106-1954**

Date: \_\_\_\_\_ New: \_\_\_ Renewal: \_\_\_ Check No. \_\_\_\_\_ \$ \_\_\_\_\_

Name: \_\_\_\_\_

*I operate a woodworking business:* Part time: \_\_\_ Full Time: \_\_\_ No Business \_\_\_

**If No Business - Skip Business Information**

**Business Information**

Partner's Name: \_\_\_\_\_

Woodworking Business Name: \_\_\_\_\_

Business Address: \_\_\_\_\_

City: \_\_\_\_\_ State: \_\_\_ Zip Code: \_\_\_\_\_

Business Phone: (\_\_\_\_) \_\_\_\_\_ - \_\_\_\_\_ Ext. \_\_\_\_\_ Fax: (\_\_\_\_) \_\_\_\_\_ - \_\_\_\_\_

Business E-mail Address: \_\_\_\_\_

Business Web Page URL: \_\_\_\_\_

Business products and specialties: \_\_\_\_\_

**Home Information**

Home Address: \_\_\_\_\_ City: \_\_\_\_\_ State: \_\_\_ Zip \_\_\_\_\_

Home Phone: (\_\_\_\_) \_\_\_\_\_ - \_\_\_\_\_ Work Phone: (\_\_\_\_) \_\_\_\_\_ - \_\_\_\_\_ Fax: (\_\_\_\_) \_\_\_\_\_ - \_\_\_\_\_

Home E-mail Address: \_\_\_\_\_

Home Web Page URL: \_\_\_\_\_

**Personal Information**

Send mail to: Home \_\_\_ Business \_\_\_

My skill level is: Beginner \_\_\_ I intermediate: \_\_\_ Advanced: \_\_\_

**My areas of interest in woodworking are:**

Accessories \_\_\_ Baskets \_\_\_ Boats \_\_\_ Boxes \_\_\_ Business \_\_\_ Carving \_\_\_ Computers \_\_\_ Crafts \_\_\_ Design \_\_\_  
Educator \_\_\_ Finishes \_\_\_ Furniture \_\_\_ Inlay \_\_\_ Kitchens \_\_\_ Marketing \_\_\_ Millwork \_\_\_ Musical Instruments \_\_\_  
Pattern Making \_\_\_ Restoration \_\_\_ Scroll Saw \_\_\_ Sculpture \_\_\_ Signs \_\_\_ Tools \_\_\_ Toys \_\_\_ Turning \_\_\_  
Veneering \_\_\_ Other (Please specify) \_\_\_\_\_

**I am a member of:** AAW \_\_\_ BIG \_\_\_ Central NE Woodturners \_\_\_ Furniture Masters \_\_\_ Granite State Woodcarvers \_\_\_

Granite State Woodturners \_\_\_ League of NH Craftsmen \_\_\_ NE Woodcarvers \_\_\_ National Woodcarvers Association \_\_\_

Other \_\_\_\_\_

**I would like to volunteer to work on:**

Wood Days at Canterbury \_\_\_ Wood Week at Sunapee \_\_\_ The Education Group \_\_\_ The Juried Exhibit \_\_\_

The Old Saw \_\_\_ The Video Library \_\_\_ Programs \_\_\_ Publicity \_\_\_ Scholarships \_\_\_ Shirt Sales \_\_\_

Special Events \_\_\_ Special Purchases \_\_\_ Other \_\_\_\_\_

I am willing to demonstrate the following: \_\_\_\_\_


I will help in any way needed: \_\_\_ Comments \_\_\_\_\_

**I would like to join:**

BIG \_\_\_ Granite State Woodturners \_\_\_ The Education Group \_\_\_

**I would like to help start a group on:** \_\_\_\_\_

**I suggest new programs or activities on:** \_\_\_\_\_



Established 1990  
**The Guild of New Hampshire Woodworkers**

---

The Guild of NH Woodworkers  
The *Old Saw* Newsletter  
178 Derry Road  
Chester, NH 03036-4311